

The Buyers Guide.

Tables

Desking

Reception

Soft Seating

Task Seating

Multi-purpose

Meeting tables

Chairs & Stools

Executive & Conference

Screens/Meeting Points

Senator

Senator are one of Europe's leading suppliers of furniture for the work environment including; workstations, storage, task seating, multi-purpose seating and an impressive range of conference, meeting and training tables.

Established in 1976 the company today employs around 1100 people worldwide, with around 1,000,000 square feet of manufacturing facilities in the North West of England.

Senator is recognised as a leading investor in research and development and has continued to bring new and exciting product ranges to market in recent years. Continued research into the changing world of work has resulted in many innovative ranges being developed and launched.

Sustainability is an inherent part of the culture and practices of the business and this approach is evident in everything they do on a daily basis be it; product design, process management, energy management, waste management or product recycling

Having an independent recycling business, with multiple facilities around the UK, that is capable of taking back redundant furniture reclaiming the material content diverting the product from landfill.

Task Seating

006 – 011

Desking

012 – 039

Storage

040 – 049

Executive/ Conference

052 – 057

Multi-Purpose Seating

058 – 071

Reception Seating

072 – 073

Training Tables

074 – 091

Accessories

092 – 096



Task Seating.

Ergonomics, choice and functionality.

Standards.

Task Seating conforms to, and where applicable, is certified to the following standards—

- BS5459-2:2000+A8:2008
- BS5459-2:2000+A8:2008-FS055
- BSEN1335 PT1:2000
- BSEN1335:2009 PT2/3
- NPR1813
- EN ISO 9241-5:1999

Agitus.

Designed by Wolfgang Deisig, Agitus has been conceived to provide a complete solution to the acknowledged challenges of seating, posed in work environments around the world.

Featuring a progressive synchronous action that includes a forward tilt feature, fitted with a travel restrictor.



AG660MF
Fully upholstered
Multi-function arms



AG640HA
Fully upholstered
Adjustable arms

Evolve.

The Evolve chair designed by Paul Brooks includes a host of new features and material combinations.

Featuring a progressive synchronous action that includes a forward tilt, multi-position back lock, and seat depth adjustment. Evolve features a suspended upholstered membrane seat and a membrane back that are available upholstered or with a 3D mesh.



EV640
Fully upholstered
No arms



EV640HA
Fully upholstered
Adjustable arms



EV740
Mesh back
No arms



EV740MF
Mesh back
Multi-function arms

Evolve.

We've further enhanced the successful Evolve range and is delivered in new contemporary colour combinations.

Evolve features a progressive synchronous action including: a three stage travel limiter together with a high geared tension adjustment, forward tilt feature and seat depth adjustment as standard.



EV2740
Fully upholstered
No arms



EV2740HA
Fully upholstered
Adjustable arms



EV2740MF
Mesh back
No arms



Task Seating.

Ergonomics, choice and functionality.

Standards.

Task Seating conforms to, and where applicable, is certified to the following standards—

- BS5459-2:2000+A8:2008
- BS5459-2:2000+A8:2008-FS055
- BSEN1335 PT1:2000
- BSEN1335:2009 PT2/3
- NPR1813
- EN ISO 9241-5:1999

Clipper.

Clipper delivers fantastic comfort with simple elegant styling. The chair features a newly developed Dynamic Synchronised mechanism. The elegant back frame supports a soft touch 3D self supporting mesh that is black as standard with the integration of a height adjustable lumbar support as an option. Plastic components for the CL740 versions are available in a choice of light grey or black.



CL740
Task chair
No arms



CL740HA
Task chair
Adjustable arms



CL760HA
Task chair
Adjustable arms
With Headrest

Fuse.

Fuse is a universally applicable task and visitor seating range.

Featuring an intuitive self tensioning synchronised mechanism or the option of a traditional synchronised mechanism with the option of seat depth adjustment.

The Fuse knit back is Black as standard with other colour options available.



FS640
Upholstered seat
No arms



FS640HA
Upholstered seat
Adjustable arms



FS640MF
Upholstered seat
Multi-function arms

Enigma.

Designed by Paul Brooks, Enigma provides the very best comfort and support in all the right places for all body sizes.

With its progressive synchronous action and adjustments for seat depth and back height.

Options include a choice of arms, negative tilt and a Schukra lumbar adjustment.



E740
Fully upholstered
No arms



E740MF
Fully upholstered
Multi-function arms



Task Seating.

Ergonomics, choice and functionality.

Standards.

Task Seating conforms to, and where applicable, is certified to the following standards-

- BS5459-2:2000+A8:2008
- BS5459-2:2000+A8:2008-FS055
- BSEN1335 PT1:2000
- BSEN1335:2009 PT2/3
- NPR1813
- EN ISO 9241-5:1999

Sprint.

Designed for simplicity and ease of use with an understated style, Featuring a synchronised mechanism, seat slide and back height adjustment with optional height adjustable arms and negative tilt. Sprint represents the very best integration of style and function.



SP640
Fully upholstered
No arms

SP640WH
Fully upholstered
Adjustable arms

SP640D
Fully upholstered
No arms

SP64IA
Visitor chair
With arms

Dash.

Dash is designed for comfort and performance. Competitively priced this task chair includes synchronised mechanism and ergonomic integrity. The simple upholstery cover adds to the visual appeal of the design whilst providing excellent levels of comfort. Dash offers a variety of options including; seat depth adjustment, negative tilt and adjustable lumbar support.



D640
Fully upholstered
No arms

D640HA
Fully upholstered
Adjustable arms

D640D
Fully upholstered
No arms

SP64IA
Visitor chair
With arms

Stroll.

As an extremely competitively priced product the Stroll task chair is packed full of features and style. Apart from its distinctive back handle, the backrest features a sliding adjustable lumbar support within a fixed back, as opposed to a height adjustable back.

The chair also features a dynamic permanent contact action. In addition to this the generous seat cushion thickness and curvaceous ergonomic upholstered shapes maximise the excellent comfort levels provided by this design.



ST640
Fully upholstered
No arms

ST640HA
Fully upholstered
Adjustable arms



Acumen.

A solution that performs flawlessly.

Acumen possesses a contemporary yet timeless classic look through the use of clean lines and crisp detailing. This is matched with a use of a rich lavish choice of materials and exceptional finishing.

Traditional skills, meticulous veneer selections and cabinetry are fused with a lightweight structure, providing a stunning solution that performs flawlessly.

Standards.

Acumen conforms to, and where applicable, is certified to the following standards—

BSEN527 Part 1, 2011	Office furniture desk and work table dimensions
BSEN527 Part 2, 2002	Office furniture desk and work table mechanical safety requirements
BSEN527 Part 3, 2003	Office furniture desk and work table methods to test for the determination of strength and stability
BS6396, 2008	Electrical systems in office furniture and screens
BSEN9241 Part 5, 1999	Ergonomics of design and use of visual display terminals (VDT's) in offices
BSEN15372, 2008	Furniture. Strength, durability and safety. Requirements for non-domestic tables







Crossover Bench.

Uninterrupted workflow solution.

Using the same inherent design structure as Crossover, Crossover Bench provides a highly flexible solution to suit the needs of the modern office.

Optional cable flap access and simple elegant divider screens, have been developed to provide intelligent solutions to cabling and privacy issues.

Optional height adjustable top modules can be specified at any position within the bench to give total flexibility.

Standards.

Crossover Bench conforms to, and where applicable, is certified to the following standards—

- BSEN527 Part 1, 2011** Office furniture desk and work table dimensions
- BSEN527 Part 2, 2002** Office furniture desk and work table mechanical safety requirements
- BSEN527 Part 3, 2003** Office furniture desk and work table methods to test for the determination of strength and stability
- BS6396, 2008** Electrical systems in office furniture and screens
- BSEN9241 Part 5, 1999** Ergonomics of design and use of visual display terminals (VDT's) in offices
- BSEN15372, 2008** Furniture. Strength, durability and safety. Requirements for non-domestic tables



Crossover Bench.





Crossover.

Simple yet contemporary desking system.

Crossover is based around a pair of horizontal beams which provide a robust structure and a continuous fixing method for all furniture elements. Legs, screens, wire management, worksurfaces and accessories can be attached at any point along the beams regardless of desk module.

The Crossover beam system allows adjacent workstations to be linked therefore removing redundant structure.

Crossover has been developed to cause the minimum impact on the environment. The product has been designed for a maximum working life and whenever possible reclaimable materials are used.

Crossover is up to 100% recyclable at the end of its useful life and is made from 55% recycled materials.

Standards.

Crossover conforms to, and where applicable, is certified to the following standards-

BSEN527 Part 1, 2011	Office furniture desk and work table dimensions
BSEN527 Part 2, 2002	Office furniture desk and work table mechanical safety requirements
BSEN527 Part 3, 2003	Office furniture desk and work table methods to test for the determination of strength and stability
BS6396 2008	Electrical systems in office furniture and screens
BSEN9241 Part 5, 1999	Ergonomics of design and use of visual display terminals (VDT's) in offices
BSEN15372 2008	Furniture. Strength, durability and safety. Requirements for non-domestic tables



Crossover.





Intrigue.

An attractive, lightweight beam system.

Intrigue is an attractive, lightweight beam and post system combining flexibility and utility. Mobile tables increase flexibility, allowing the creation of casual meeting/break-out areas, as well as facilitating new ways of working.

The beam provides rigidity and the multi-function post allows easy addition of storage and shelving. Intrigue's range of top shapes is ideal for large open plan offices, providing the right combination for any working environment.

Intrigue has the ability to adapt almost instantly to new work arrangements providing a

multiplicity of solutions for the office interior. Adding a glazed screen panel extension or a desktop extension, or creating a glazed 'wall' meeting area can all be achieved easily without fuss or disruption.

The system has been developed using as few components as possible, all of which are specific to the system, making Intrigue easy to specify, build, use and upgrade.

Standards.

Intrigue conforms to, and where applicable, is certified to the following standards—

BSEN527 Part 1, 2011	Office furniture desk and work table dimensions
BSEN527 Part 2, 2002	Office furniture desk and work table mechanical safety requirements
BSEN527 Part 3, 2003	Office furniture desk and work table methods to test for the determination of strength and stability
BS6396 2008	Electrical systems in office furniture and screens
BSEN9241 Part 5, 1999	Ergonomics of design and use of visual display terminals (VDT's) in offices
BSEN15372 2008	Furniture. Strength, durability and safety Requirements for non-domestic tables



Intrigue.



Core.

Fresh, clean aesthetic.

Core is a versatile desk system with a fresh, clean aesthetic based around a horizontal beam construction which provides structure and rigidity and allows for the fixing of the various system elements. The flexibility designed into the system allows Core to provide a comprehensive range of different applications. Core is available as a four-leg desk or a continuous bench using simple, cost effective, flexible components where legs can be shared wherever necessary. Desk screens further enhance the system and are available as a simple pinnable version

through to framed system screens with tool rails, fabric and glazing options. High capacity cable baskets cater for all electrical and I.T. requirements. Core has been developed to cause the minimum impact on the environment. The product has been designed for a maximum working life and whenever possible reclaimable materials are used. Core is up to 100% recyclable at the end of its useful life and is made from 55% recycled materials.

Standards.

Core conforms to, and where applicable, is certified to the following standards—

BSEN527 Part 1, 2011	Office furniture desk and work table dimensions
BSEN527 Part 2, 2002	Office furniture desk and work table mechanical safety requirements
BSEN527 Part 3, 2003	Office furniture desk and work table methods to test for the determination of strength and stability
BS6396 2008	Electrical systems in office furniture and screens
BSEN9241 Part 5, 1999	Ergonomics of design and use of visual display terminals (VDT's) in offices
BSEN15372 2008	Furniture. Strength, durability and safety. Requirements for non-domestic tables





Core.

Product breakdown.

Core.

As an overall range Core is suitable for entire office environments, working equally as well as a stand alone desk, a 120° cluster or as a side-by-side benching system.

Standard Features.

Worksurfaces 1400mm and above have two portholes

Worksurfaces 1200mm and below have one porthole

Silver legs and frame



RECTANGULAR

800d x 730h

KFWS8 800w
KFWS12 1200w
KFWS16 1600w
KFWS18 1800w



SINGLE WAVE

1000/800d x 730h

KFSW16 1600w
KFSW18 1800w



DOUBLE WAVE

1000d x 730h

KFDW16 1600w
KFDW18 1800w



RADIAL

1200d x 730h

KFRS16 1600w
KFRS18 1800w



DESKTOP SCREEN

400h

KFU12 1200w
KFU16 1600w
KFU18 1800w



WAVE DESKTOP SCREEN

400/235h

KFUW12 1200w
KFUW16 1600w
KFUW18 1800w



MOBILE PEDESTAL

430w x 570d x 565h

UM2XD 2 drw
UM2F 2 drw
UM3XD 3 drw
UM3F 3 drw



TALL MOBILE PEDESTAL

430w x 570d x 645h

UTM3XD 3 drw
UTM3F 3 drw



DESK HEIGHT PEDESTAL

430w x 730h

U6DH3XD 600d
U6DH3F 600d
U8DH3XD 800d
U8DH3F 800d



CIRCULAR MEETING TABLE

1200dia. x 730h

JRD12



Freeway.

A working solution for the modern office.

Freeway.

This versatile range gives a strong clean image in a crisp design which delivers intelligent results. Freeway is a true benching system offering flexibility with no interruption of linear space.

The product provides an elegant solution to some of today's working environment requirements.

Suitable for a multitude of applications and working environments, Freeway provides the opportunity to accommodate task workers adjacent to each other, without desk interference.

Standards.

Freeway conforms to, and where applicable, is certified to the following standards-

BSEN527 Part 1, 2011	Office furniture desk and work table dimensions
BSEN527 Part 2, 2002	Office furniture desk and work table mechanical safety requirements
BSEN527-3, 2003	Specification for performance requirements and tests for office furniture, desks and tables
BS6396, 2008	Electrical systems in office furniture and screens
BSEN ISO9241-5, 1999	Ergonomics of design and use of visual display terminals (VDT's) in offices



2 PERSON BENCH BACK TO BACK

800d x 730h

FBB212	1200w
FBB214	1400w
FBB216	1600w
FBB218	1800w

2 PERSON BENCH SIDE TO SIDE

800d x 730h

FSS212	1200w
FSS214	1400w
FSS216	1600w
FSS218	1800w



4 PERSON BENCH BACK TO BACK

800d x 730h

FBB412	1200w
FBB414	1400w
FBB416	1600w
FBB418	1800w

6 PERSON BENCH BACK TO BACK

800d x 730h

FBB612	1200w
FBB614	1400w
FBB616	1600w
FBB618	1800w



FABRIC SCREEN

400h

FBSF12	1200w
FBSF14	1400w
FBSF16	1600w
FBSF18	1800w



FABRIC SCREEN WITH RAIL

400h

FB3BTF12	1200w
FB3BTF14	1400w
FB3BTF16	1600w
FB3BTF18	1800w



TALL MOBILE PEDESTAL

Tall Mobile - Standard	
CONMP	631h
Tall Mobile - Heavy Duty	
MP	631h



MOBILE PEDESTALS

Tall Steel Mobile	
METMP	565h

Freeway.





Jigsaw.

Flexible, cost effective solutions for any area.

Combining elegance with practicality, Jigsaw is designed to provide a truly cost effective solution for any office application.

Based upon a rigid beam, the system allows almost limitless shared configurations and extremely simple installation. Workstations are available in a variety of very practical and pleasing shapes with 25mm tops, in MFC or reformed veneer as standard.

In order to reduce cost and improve appearance, Jigsaw has been designed so that the legs can be shared between workstations, with a height adjustable leg option (660mm – 800mm high) available. Optional courtesy panels are available in Steel, Wood or opaque acrylic finishes.

Standards.

Jigsaw conforms to, and where applicable, is certified to the following standards–	
BSEN527 Part 1, 2011	Office furniture desk and work table dimensions
BSEN527 Part 2, 2002	Office furniture desk and work table mechanical safety requirements
BSEN527 Part 3, 2003	Office furniture desk and work table methods to test for the determination of strength and stability
BS6396 2008	Electrical systems in office furniture and screens
BSEN9241 Part 5, 1999	Ergonomics of design and use of visual display terminals (VDT's) in offices
BSEN15372 2008	Furniture. Strength, durability and safety. Requirements for non-domestic tables





Jigsaw.

Product breakdown.

Jigsaw.

Jigsaw is designed to provide a truly flexible cost effective solution for any office application or task.

Standard Features.

Has two cable ports, unless otherwise stated
Silver frame and legs



RECTANGULAR

800d x 730h

JPWS8
JPWS12
JPWS16
JPWS18

800w
1200w
1600w
1800w

SINGLE WAVE

1000/800d x 730h

JPSW16
JPSW18

1600w
1800w

DOUBLE WAVE

1000d x 730h

JPDW16
JPDW18


1600w
1800w

RADIAL

1200d x 730h

JPRS16
JPRS18

1600w
1800w



DESKTOP SCREEN

400h

JU8
JU12
JU16
JU18

800w
1200w
1600w
1800w



WAVE DESKTOP SCREEN

400/235h

JUW8
JUW12
JUW16
JUW18

800w
1200w
1600w
1800w



MOBILE PEDESTAL

570d x 565h x 430w

UM2XD
UM2F
UM3XD
UM3F

2 drw
2 drw
3 drw
3 drw



TALL MOBILE PEDESTAL

570d x 645h x 430w

UTM3XD
UTM3F

3 drw
3 drw



DESK HEIGHT PEDESTAL

430w x 730h

U6DH3XD
U6DH3F
U8DH3XD
U8DH3F

600d
600d
800d
800d



CIRCULAR MEETING TABLE

1200dia. x 730h

JRD12

Storage.





Storage.

Product breakdown.

Storage.

The need to collate, file, store, retrieve and archive hard copy and mixed media items in offices today is a constant problem. Whether it is included within the workstation or peripheral to it, Senator has responded to these needs with a variety of elements designed to complement their different furniture programmes.



DOUBLE DOOR UNIT
500d x 1000w
S7DR
Includes one shelf

730h



DOUBLE DOOR UNIT
500d x 1000w
S12DR
Includes two shelves

1200h



DOUBLE DOOR UNIT
500d x 1000w
S16DR/KD
Includes three shelves

1600h



DOUBLE DOOR UNIT
500d x 1000w
S20DR/KD
Includes four shelves

2000h



SIDE TAMBOUR
500d x 1000w
S7ST
Includes one shelf

730h



SIDE TAMBOUR
500d x 1000w
S12ST
Includes two shelves

1200h



SIDE TAMBOUR
500d x 1000w
S16ST/KD
Includes three shelves

1600h



SIDE TAMBOUR
500d x 1000w
S20ST/KD
Includes four shelves

2000h

Internals.

For use in Double Door Units

CUPBOARD SHELF - 25MM
440d - fits Double Door Units
SWSHF10

BOOKCASE SHELF - 25MM
320d - used in SBCU/SBCUG
SBWSHF10

STEEL SHELF
450d - fits Double Door Units
SSHF10

PULL-OUT FILING FRAME
Not to be used over waist height
Fits Double Door Units
POFR10

SLOTTED STEEL SHELF
Fits Double Door Units
SLSHF10

DIVIDERS
Pack of 5 for Slotted Steel shelf
SLSHFDIV

LATERAL FILING FRAME
Fits Double Door Units
LFR10

WARDROBE SHELF RAIL
Using 25mm MFC shelf
With hanging rail
WFR10

For use in Side Tambour Units

CUPBOARD SHELF
440d - fits Tambour Units
SWSHFST

LATERAL FILING FRAME
1000d
LFRST

PULL-OUT FILING FRAME
Silver
POFRST

SLOTTED STEEL SHELF
Fits Tambour Units
SLSHFST

DIVIDERS
Pack of 5 for Slotted Steel shelf
SLSHFDIV

Storage.

Product breakdown.

Storage.

Senator's range of storage products are designed to complement and to be compatible with the various Senator ranges.

They provide a facility for the storage and retrieval of the most commonly used types of filing; high frequency, general bulk or archival and with the variety of internal accessories available they can be organised for multimedia storage.



CURVED DISPLAY

730h

UCE66
UCE88

600d
800d



MAGAZINE DISPLAY

1000w x 500d

S12MDU
S16MDU

1200h
1600h



CUBICLE BOOKCASE

1000w x 500d

S12CBU

1200h



CUBICLE BOOKCASE

1000w x 500d

S16CBU

1600h



SIDE FILER

1000w x 500d

S7SF

730h



FILING CABINET

470w x 500d

S2FC

730h



FILING CABINET

470w x 500d

S3FC

1043h



FILING CABINET

470w x 500d

S4FC

1359h



DESK END

804w x 600d

S7/8DR

730h



BOOKCASE BASE UNIT

500d x 1000w

S7DR

730h



OPEN BOOKCASE TOP

1000w x 400d

SBCU

870h



GLASS BOOKCASE TOP

1000w x 400d

SBCUG

870h

Storage.

Product breakdown.

Storage.

The heavy duty pedestal range is built around a metal-sided drawer system certified to BS4875 - 80,000 closures with a 30kg load. The Steel drawer side forms an integral part of the drawer front to prevent this being 'slammed-off'. 15mm board constitutes the drawer base which is virtually impossible to break with normal usage. All drawers have a 'lock-out' facility. This drawer system is guaranteed for five years.

The standard pedestal range uses a foil wrap-around drawer supported by base metal runners.



OPEN FRONT BOOKCASE

1000w x 500d

S70F
S120F
S160F/KD
S200F/KD

730h
1200h
1600h
2000h



COMBINED OPEN TOP BOX

500d x 1200h

S7DR0F

1000w



COMBINED OPEN TOP BOX

500d x 1200h

S7ST0F

1000w



COMBINED OPEN TOP BOX

500d x 1200h

S7SFOF

1000w



MOBILE PEDESTAL

430w x 570d x 565h

UM2XD
UM2F
UM3XD
UM3F

2 drw
2 drw
3 drw
3 drw



TALL MOBILE PEDESTAL

430w x 570d x 645h

UTM3XD
UTM3F

3 drw
3 drw



DESK HIGH PEDESTAL

430w x 730h

U6DH3XD
U6DH3F

600d
600d



DESK HIGH PEDESTAL

430w x 730h

U8DH3XD
U8DH3F

800d
800d



TALL NARROW PEDESTAL

330w x 570d

UNTm3XD

645h



STEEL MOBILE

575d x 580h

SLM3AL

395w



PEDESTAL TOP STORAGE BOX

800d x 400h

U8PEDSU

440w



Storage Wall.

Product breakdown.

Our Storage Wall offers the scope to create efficient storage systems in any office environment. Functional, efficient and adaptable, it grows with your business. Specified at the start of a new build or during an office refurbishment, it can be reused over and over again.

Additional modules can be bolted on to the system, creating organic growth and adaptation for your office environment as you need it. Our design department will quote bespoke prices to meet individual requirements.

Standards.

Storage Wall conforms to, and where applicable, is certified to the following standards—

BS4875 Part 7 & 8

Strength and stability of storage units



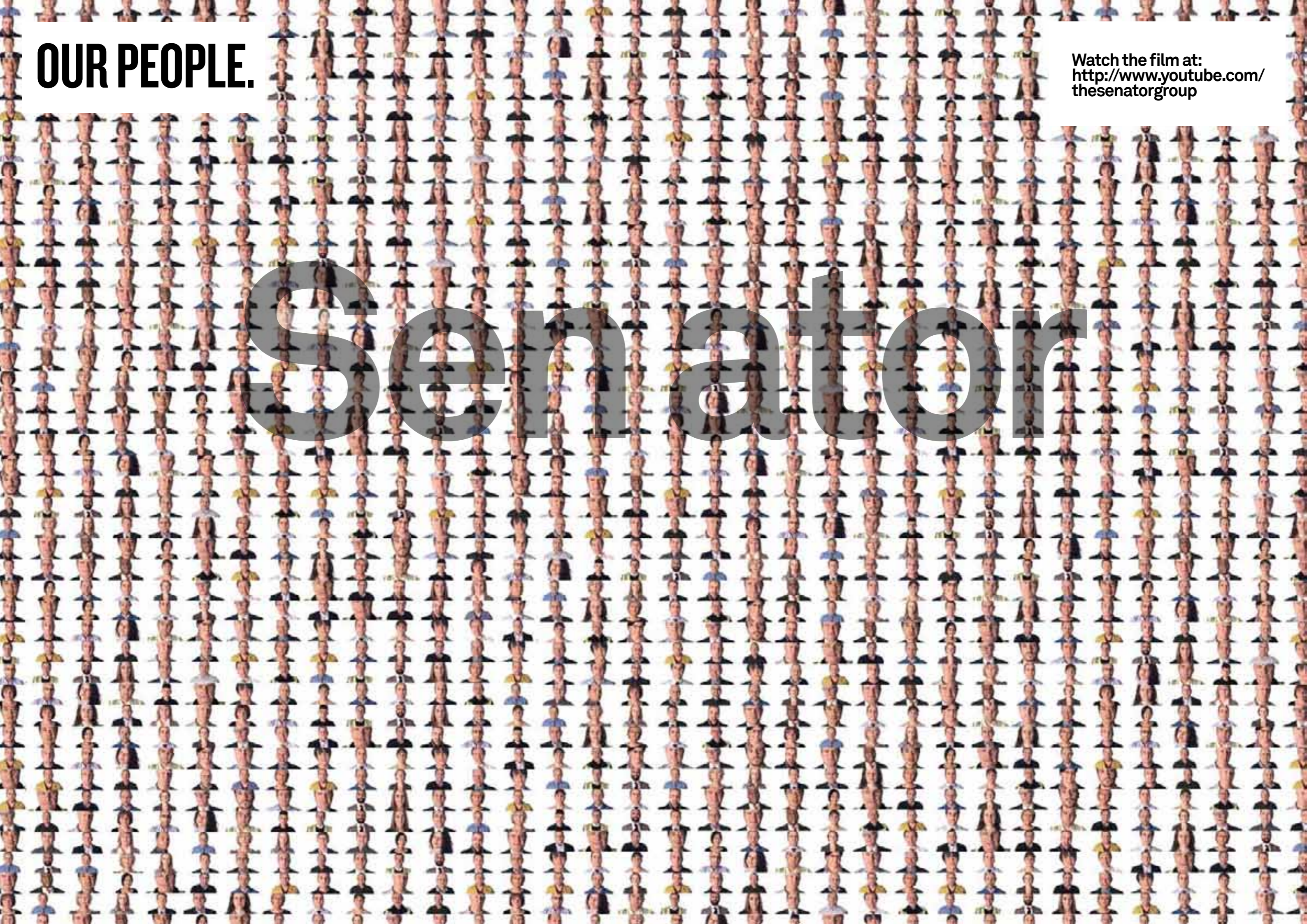
Storage Wall.



OUR PEOPLE.

Watch the film at:
[http://www.youtube.com/
theseatorgroup](http://www.youtube.com/theseatorgroup)

Senator





Executive & Conference.

Contemporary design features.

Standards.

Executive & Conference Seating conforms to, and where applicable, is certified to the following standards—

BSEN13761:2002
BSEN15373:2007

Rhapsody.

Rhapsody is a fully upholstered armchair with flowing lines and contemporary styling. With its generous recline and enveloping upholstered wrap around form this design provides the very best in comfort and relaxation for executive decision makers. Rhapsody's curvaceous form, separate seat and cantilever back make this chair a product of beauty to complement the smartest of interiors.



RH950
Fully upholstered
With arms



RH900
Fully upholstered
With arms



RH901
Fully upholstered
With arms

Agitus.

Agitus designed by Wolfgang Deisig.

Featuring a progressive synchronous action that includes a forward tilt feature, fitted with a travel restrictor. Additional individual adjustments for seat depth, lumbar and thoracic support complete the comprehensive suits of user adjustments. All Plastic components are available in Black or Light Grey.



AG660MF
Fully upholstered
Multi-function arms



AG640HA
Fully upholstered
Adjustable arms

Evolve.

The Evolve chair designed by Paul Brooks includes a host of new features and material combinations, which makes this chair one that truly stand out in terms of looks, function, performance and ultimately value.

Featuring a progressive synchronous action that includes a forward tilt, multi-position back lock, and seat depth adjustment. Evolve features a suspended upholstered membrane seat and a membrane back that are available upholstered or with a 3D mesh.



EV640
Fully upholstered
No arms



EV640HA
Fully upholstered
Adjustable arms



EV740
Mesh back
No arms



EV740MF
Mesh back
Multi-function arms



Executive & Conference.

Contemporary design features.

Standards.

Executive & Conference Seating conforms to, and where applicable, is certified to the following standards-

BSEN13761:2002

BSEN15373:2007

Circo.

Circo, designed by Justas Kolberg is a classically proportioned conference and light work chair

The plastic parts are moulded in a choice of Light Grey or Black, the chair utilises a 3D spacer mesh for the back with an upholstered seat. As an option a minimalist height adjustment and pivot mechanism has been developed that is housed within the chair frame itself. The chair is available on a 5-star base and can be specified with either castors or glides.



CR1
Conference chair, static yoke with castors



CR2
Conference chair, dynamic yoke with castors



CR3
Conference chair, static yoke with glides



CR4
Conference chair, dynamic yoke with glides

Symmetry.

Symmetry is a carefully considered design featuring a range of complementary cantilever chairs that can be suited throughout an office environment. The shell is linked to the frame with Polished Aluminium castings and the arm pads are from a tactile soft material.

Symmetry has been designed and proportioned to provide an effective and comfortable solution for day-long meetings.



SY04
Split seat and back
With arms, stacking



SY05
Medium back
With arms, stacking



SY06
High back
With arms, stacking



Executive & Conference.

Contemporary design features.

Standards.

Executive & Conference Seating conforms to, and where applicable, is certified to the following standards-

BSEN13761:2002

BSEN15373:2007

Fuse Conference.

The Fuse Conference models feature the same flexible 3D knitted covering as the task variants.

The Fuse Conference range also features the Body Balance mechanism and is seated on glides. It perfectly complements the family and is designed to deliver comfort and flexibility in a conference environment.



FS650
Upholstered seat
No arms

FS650A
Upholstered seat
Fixed arms

Fuse Visitor.

The Fuse Visitor chairs use the 3D knit mesh to cover both the seat and back which is available in Black, White and Grey. Available with or without arms as a stacking (up to four high) and non-stacking version.

Fuse Visitor has been designed to complement the Fuse task chair range whilst clearly being suitable for a variety of meeting and conferencing applications.



FSI
Cantilever chair
No arms

FSIA
Cantilever chair
With arms



Multi-purpose.

Suitable for a wide range of applications.

Standards.

Multi-purpose Seating conforms to, and where applicable, is certified to the following standards-

BSEN13761:2002

BSEN15373:2007

BS14703:2007

Ad-Lib.

Designed by PearsonLloyd.

With the development of Ad-Lib we set out to redefine the genre of multi-purpose seating developing a family of products, that whilst remaining architecturally neutral, responding to the holistic requirements of multi-purpose seating as we see this class of chair developing, from a high density stacking chair through to a lite-work chair.

Seat and backrests are available in Plastic or fully upholstered, a flexible membrane back is also available as an option to the standard Plastic back. Plastic components are available in a choice of Black, Anthracite or Light Grey. Optional soft touch armrests are available in Anthracite or Black. The four-leg stacking version is available with leg frames suited to match the Plastic components or in a Polished Chrome finish. The four-leg frame can also be specified with castors.

The sled base stacking variant features a Polished Chrome frame that is available with optional linking devices, seat and row numbering.



ADL12

Plastic back, upholstered seat. No arms, 4 leg frame



ADL12A

Plastic back, upholstered seat. With arms, 4 leg frame



ADL7

Fully upholstered No arms, 4 leg frame



ADL7A

Fully upholstered With arms, 4 leg frame



ADL11

Plastic back, upholstered seat. No arms, skid frame



ADL11A

Plastic back, upholstered seat. With arms, skid frame



ADL6

Fully upholstered No arms, skid frame



ADL6A

Fully upholstered With arms, skid frame



Multi-purpose.

Suitable for a wide range of applications.

Standards.

Multi-purpose Seating conforms to, and where applicable, is certified to the following standards-

BSEN13761:2002

BSEN15373:2007

Ad-Lib.

Designed by PearsonLloyd. With the development of Ad-Lib we set out to redefine the genre of multi-purpose seating developing a family of products, that whilst remaining architecturally neutral, responding to the holistic requirements of multi-purpose seating as we see this class of chair developing, from a high density stacking chair through to a light work chair.

The cantilever frame variant features a Polished Chrome stacking frame as standard. The four-star Conference base is manufactured from high pressure die cast Aluminium that is finished in EPPC or Polished with Aluminium glides, the chair is available as a static swivel chair as standard.

To respond to the need to provide dimensional flexibility and comfort in conference, and meeting scenarios the option of a newly developed mechanism that incorporates both height adjustment and a floating seat mechanism that supports the user, irrespective of weight or size is available on the Conference chair.

Seat and backrests are available in Plastic or fully upholstered, a flexible membrane back is also available as an option to the standard plastic back. Plastic components are available in a choice of Black, Anthracite or Light Grey. Optional soft touch armrests are available in Anthracite or Black.



ADLI3

Plastic back, upholstered seat. No arms, cantilever frame



ADLI3A

Plastic back, upholstered seat. With arms, cantilever frame



ADL8

Fully upholstered No arms, cantilever frame



ADL8A

Fully upholstered With arms, cantilever frame



ADLI4

Plastic back, upholstered seat. No arms, 4-star base



ADLI4A

Plastic back, upholstered seat. With arms, 4-star base



ADL9

Fully upholstered No arms, 4-star base



ADL9A

Fully upholstered With arms, 4-star base



Multi-purpose.

Suitable for a wide range of applications.

Standards.

Multi-purpose Seating conforms to, and where applicable, is certified to the following standards-

BSEN13761:2002

BSEN15373:2007

Ad-Lib.

Designed by PearsonLloyd. With the development of Ad-Lib we set out to redefine the genre of multi-purpose seating developing a family of products, responding to the holistic requirements of multi-purpose seating.

The light-work version is available as a static swivel chair as standard with castors.

To respond to the need to provide dimensional flexibility and comfort in conference, meeting and light-work scenarios, the option of a newly developed mechanism that incorporates both height adjustment and a floating seat mechanism.

Ad-Lib five-star base stools feature height adjustment as standard with a footring and Aluminium glides.

Seat and backrests are available in Plastic or fully upholstered, a flexible membrane back is also available as an option to the standard Plastic back. Plastic components are available in a choice of Black, Anthracite or Light Grey. Optional soft touch armrests are available in Anthracite or Black.



ADL15

Plastic back, upholstered seat. No arms, 5-star base



ADL15A

Plastic back, upholstered seat. With arms, 5-star base



ADL10

Fully upholstered No arms, 5-star base



ADL10A

Fully upholstered With arms, 5-star base



ADL15D

Plastic back, upholstered seat Stool, 5-star base



ADL10D

Fully upholstered Stool, 5-star base



Multi-purpose.

Suitable for a wide range of applications.

Standards.

Multi-purpose Seating conforms to, and where applicable, is certified to the following standards-

BSEN13761:2002
BSEN15373:2007

Trillipse.

Well detailed and highly tooled, Trillipse is constructed from high grade tripliteal Steel tube with visually inviting, anatomically moulded seat, back and armrest. These sculptured items are designed to provide maximum comfort and support during prolonged periods of sitting.

Frames are available in Black or Silver EPPC as standard, or a Polished Chrome option. The Plastic back is offered in Black as standard, Light Grey, White or Dark Grey are also available from stock. Arms are Black as standard, Light Grey and Dark Grey as an option. Seats and backs can be upholstered in a wide range of fabrics or leather.

Additional options of linking, writing tablet and universal storage basket further enhances the chairs abilities.



T104
Plastic back, upholstered seat. No arms



T104A
Plastic back, upholstered seat. With arms



T114
Fully upholstered. No arms



T114A
Fully upholstered. With arms



WRITING TABLET



WRITING TABLET



LIGHT GREY COMPONENTS
Plastic back, upholstered seat. No arms



LIGHT GREY COMPONENTS
Plastic back, upholstered seat. With arms



Multi-purpose.

Suitable for a wide range of applications.

Standards.

Multi-purpose Seating conforms to, and where applicable, is certified to the following standards-

BSEN13761:2002

BSEN15373:2007

Trillipse.

With its graceful lines and distinctive design Trillipse has the broadest of appeal and a breadth of options which make this chair highly versatile.

Frames are available in Black or Silver EPPC as standard, or a Polished Chrome option. The Plastic back is offered in Black as standard, Light Grey, White or Dark Grey are also available from stock. Arms are Black as standard, Light Grey and Dark Grey as an option.



T107

Plastic back, upholstered seat. No arms with castors



T107A

Plastic back, upholstered seat. With arms and castors



T117

Fully upholstered. No arms with castors



T117A

Fully upholstered. With arms with castors



T105

Plastic back, upholstered seat. No arms, cantilever frame



T105A

Plastic back, upholstered seat. With arms, cantilever



T115

Fully upholstered. No arms, cantilever frame



T115A

Fully upholstered. With arms, cantilever frame

Multi-purpose.

Suitable for a wide range of applications.

Standards.

Multi-purpose Seating conforms to, and where applicable, is certified to the following standards—

BSEN13761:2002

BSEN15373:2007

Zenith.

Designed by Martin Ballendat, Zenith is superbly crisp and redefined as an executive meeting and conference chair with the best in comfort and flexibility. Essentially it is a four-leg stacking chair design with multifarious arm and backrest material configurations, with the added option of linking.

This design has an engineered aesthetic in the best tradition and offers Black Plastic back and armrests, or an upholstered backrest, or alternatively a veneered backrest and arms in a choice of either Beech, Oak or rich warm Walnut.

These options can be combined in different ways to create a wide palette of finishes to suit different applications. All parts are recyclable.

Frames are Silver as standard, but available in either Black or Chrome also.



ZE1
Plastic back, upholstered seat, no arms



ZE1A
Plastic back, upholstered seat, with arms



ZE2
Upholstered seat and back. No arms



ZE2A
Upholstered seat and back. With arms



ZE3
Beech back, upholstered seat. No arms



ZE3A
Beech back, upholstered seat. With arms



Multi-purpose.

Suitable for a wide range of applications.

Standards.

Multi-purpose Seating conforms to, and where applicable, is certified to the following standards—

- BSEN13761:2002
- BSEN15373:2007
- BS14703:2007

Pyramid.

Designed for Senator by internationally renowned designer Giancarlo Piretti the Pyramid chair is a flexible performer, perfect for speedy reconfiguration of training and conference rooms. Encompassing both practicality and versatility, its easy folding stacking features encourage use in a variety of spaces.



P204A
Upholstered seat
With arms

P204CA
Upholstered seat with
castors, with arms

Elios.

Designed by Paul Brooks this elegant stacking chair is perfect for large scale, conferencing applications. Stacking comfortably up to 40 on a trolley and 12 freestanding (unupholstered),

Elios is available with or without arms, in a range of ten seat and back colours, with the option of also being upholstered in a select range of fabrics.

The addition of a writing tablet, glides, linking and a book-holder further enhances the abilities of this universal chair.




HD405
Plastic back and seat
No arms

HD405A
Plastic back and seat
With arms

HD410
Plastic back,
upholstered seat
No arms

HD410A
Plastic back,
upholstered seat
With arms



COLOUR PALETTE

TROLLEY

WRITING TABLET
LH/RH



Reception Seating.

Contemporary, dramatic and inspirational.

Karma.

This lively and refreshing chair has clear reference to the 50's iconic tub chair. The stylish and contemporary design of Karma reflects this chair's versatility to complement a wide range of environments.



KAI
Fully upholstered
4 leg base

KA2
Fully upholstered
Skid frame

Barolo.

This understated design combines smooth lines and finely detailed upholstery to create classic reception furniture.

Available as a single armchair or a two-seat sofa, Barolo has the option of Polished Aluminium legs to add a touch of lightness and elegance to a room.



AG1A
Fully upholstered
Single seater

AG2A
Fully upholstered
Two seater

Isis Beam.

This unique beam system is a clean simple and adaptable design. Ideal for open spaces, this simple concept utilises a beautifully contoured laminated Beech seat upon a high quality beam structure with distinguished Polished Aluminium legs. Available with several seat/table configurations together with a variety of upholstery combinations on the seat element.



SBI4SS
Upholstered two-seat bench

SBI4SSS
Upholstered three-seat
bench

SBI4SSST
Upholstered three-seat
bench, with table



Axis.

A unique and innovative folding system.

Standards.

Axis conforms to, and where applicable, is certified to the following standards-

BSEN527 Part 2, 2002	Office furniture desk and work table mechanical safety requirements
BSEN527 Part 3, 2003	Office furniture desk and table methods to test for the determination of strength and stability
BSEN15372 2008	Furniture. Strength, durability and safety. Requirements for non-domestic tables

Axis.



Axis is an innovative and functional table system in which the frame folds within its own length for ease of re-configuration, storage and transportation.

Being ideally suited to training and conference purposes, the table can be easily dismantled and stored with the top being easily attached to the under frame by moulded Plastic locating lugs. As no tools are required to assemble or disassemble the Axis system, it can be quickly and easily reconfigured to suit any particular need.

Standard Features.

- Adjustable levellers
- Black, Chrome or Silver legs
- Black framework

			
SQUARE 750d x 730h HAX7SQ	750w RECTANGULAR 600d x 730h HAX6/7RC HAX6/15RC HAX6/18RC	750w 1500w 1800w TRAPEZOIDAL 750d x 730h HAX7T3	1500w SEMI-CIRCULAR 750dia. x 730h HAX7SC
RECTANGULAR 750d x 730h HAX7RC HAX7/18RC	1500w 1800w		

	
MODESTY PANEL - METAL 300h HMMSQ HMMRC/18 HMMRC HMMT3	MODESTY PANEL - WOOD 300h HMWSQ HMWRC/18 HMWRC HMWT3
598w 1648w 1384w 548w	598w 1648w 1384w 548w

Axis.





Pivot.

Reconfigured easily for a variety of uses.

Standards.

Pivot conforms to, and where applicable, is certified to the following standards—

- BSEN ISO9241-5 1999** Ergonomics of design and use of visual display terminals (VDT'S) in offices.
- BSEN15372 2008** Furniture. Strength, durability and safety. Requirements for non-domestic tables

Pivot.

The ideal table for training, meetings, conferences and all rooms which are frequently reconfigured and utilised in a variety of ways. The easily accessible one touch release mechanism allows the table top to be folded simply and thanks to the braked castors, tables can be moved, stored and deployed easily.

Standard Features.

- Silver framework
- Polished Aluminium legs
- Castors



SQUARE
750d x 730h
HP7SQ



RECTANGULAR
750d x 730h
750w **HP7RC**



RECTANGULAR
750d x 730h
1500w **HP7/18RC** 1800w



SEMI-CIRCULAR
750d x 730h
1500w **HP7SC**



30° TRAPEZOIDAL
750d x 730h
HP7T3 1500/750w

Pivot.





Ad-Lib Tables.

Simplicity, stability and diversity.

Standards.

Ad-Lib conforms to, and where applicable, is certified to the following standards—

BSEN527 Part 1, 2011	Office furniture desk and work table dimensions
BSEN527 Part 2, 2002	Office furniture desk and work table mechanical safety requirements
BSEN527 Part 3, 2003	Office furniture desk and work table methods to test for the determination of strength and stability
BSEN15372 2008	Furniture. Strength, durability and safety. Requirements for non-domestic tables

Ad-Lib.

The Ad-lib table program designed by Pearson Lloyd has been developed principally to work with the Ad-lib seating range and shares common design values and architecture. Similar goals of lean material usage and sustainability were key to its development as was the desire to develop a truly universal table program with a very small inventory of components.

The program includes three leg types that are developed using predominantly aluminium components; 4-star, 'I' leg and 'J' leg. The program spans from 800mmØ coffee tables through to fourteen seat boardroom tables. Rectangular and soft rectangular tables can be specified with in top power, data and AV connections in a variety of standard configurations.



CIRCULAR

740h

AL08RD
AL10RD

800 Dia.
1000 Dia.



CIRCULAR

740h

AL12RD
AL15RD

1200 Dia.
1500 Dia.



SQUARE

740h

AL08SQ
AL10SQ

800X800
1000X1000



SQUARE

740h

AL12SQ
AL15SQ

1200X1200
1500X1500



RECTANGULAR

740h

AL1208RC
AL1608RC
AL2008RC
AL1810RC
AL2010RC
AL2210RC
AL2410RC
AL2610RC

1200X800
1600X800
2000X800
1800X1000
2000X1000
2200X1000
2400X1000
2600X1000



RECTANGULAR

740h

AL2012RC
AL2212RC
AL2412RC
AL2612RC
AL2014RC
AL2214RC
AL2414RC

2000X1200
2200X1200
2400X1200
2600X1200
2000X1400
2200X1400
2400X1400



RECTANGULAR

740h

AL2812RC
AL3012RC
AL3212RC
AL3214RC
AL4014RC

2800X1200
3000X1200
3200X1200
3200X1400
4000X1400



SOFT RECTANGULAR

740h

AL1809SR
AL2010SR
AL2210SR
AL2410SR
AL2610SR
AL3010SR

1800X900
2000X1000
2200X1000
2400X1000
2600X1000
3000X1000



SOFT RECTANGULAR

740h

AL2212SR
AL2414SR

2200X1200
2400X1400



SOFT RECTANGULAR

740h

AL3212SR
AL4014SR

3200X1200
4000X1400



Chameleon.

A simple yet elegant table system.

Standards.

Chameleon conforms to, and where applicable, is certified to the following standards—

BSEN527 Part 1, 2011	Office furniture desk and work table dimensions
BSEN527 Part 2, 2002	Office furniture desk and work table mechanical safety requirements
BSEN527 Part 3, 2003	Office furniture desk and work table methods to test for the determination of strength and stability
BSEN9241 Part 5, 1999	Ergonomics of design and use of visual display terminals (VDT's) in offices
BSEN15372 2008	Furniture. Strength, durability and safety. Requirements for non-domestic tables

Chameleon.

Chameleon is a simple and elegant table system that is designed to accommodate a variety of meeting room applications.

The uncomplicated detailing allows the tables to be used either individually or arranged to suit a wide range of different spatial and functional requirements. It is the ideal table solution for numerous applications such as seminar rooms, conferencing, boardrooms and training rooms as it can be easily dismantled and stored.

The 18mm thick tops are supported by a Steel frame which is angled away from the user providing improved ergonomics as well as accentuating the visually light structure.

Standard Features.

Silver legs and framework



SQUARE

730h

CAF0808R
CAF1010R
CAF1212R



RECTANGULAR

800d x 730h

800w
1000w
1200w
CAF1008R
CAF1208R
CAF1408R
CAF1608R
CAF1808R
CAF2008R



RECTANGULAR

1000d x 730h

1000w
1200w
1400w
1600w
1800w
2000w
CAF1210R
CAF1410R
CAF1610R
CAF1810R
CAF2010R



RECTANGULAR

1200d x 730h

1400w
1600w
1800w
2000w
CAF1412R
CAF1612R
CAF1812R
CAF2012R



RECTANGULAR

1000d x 730h

CAF3210R
CAF3610R
CAF4010R

3200w
3600w
4000w



RECTANGULAR

1200d x 730h

CAF3212R
CAF3612R
CAF4012R

3200w
3600w
4000w

Chameleon.





Meeting tables.

Various styles for a multitude of applications.

Standards

Meeting tables conform to, and where applicable, is certified to the following standards—

BSEN527 Part 1, 2011	Office furniture desk and work table dimensions
BSEN527 Part 2, 2002	Office furniture desk and work table mechanical safety requirements
BSEN527 Part 3, 2003	Office furniture desk and work table methods to test for the determination of strength and stability
BS6396 2008	Electrical systems in office furniture and screens
BSEN9241 Part 5, 1999	Ergonomics of design and use of visual display terminals (VDT's) in offices
BSEN15372 2008	Furniture. Strength, durability and safety. Requirements for non-domestic tables

Meeting tables.

Our meeting table range are offered in a choice of four top shapes: rectangular, D-end, boat, squarial or circular.

A choice of four alternative hardwood edge profiles: pencil, round, grooved, radius or cut back and a selection of four table base frames; gullwing, round leg, elliptical leg or Intrigue base are available.

Standard Features.

Silver legs on Intrigue



RECTANGULAR

1000d x 730h

PYM1810R
PYM2410R



BOAT SHAPED

1200d x 730h

1800w
2400w

PYM1812B
PYM2412B



SQUARIAL

1200d x 730h

1800w
2400w

PYMSQL12



ROUND

1200dia. x 730h

1200w

PYRD12



RECTANGULAR

1000d x 730h

IN1810R/25
IN2410R/25
IN3010R/25



BOAT SHAPED

1200d x 730h

1800w
2400w
3000w

IN1812B/25
IN2412B/25
IN3012B/25



CIRCULAR

1200dia. x 730h

1800w
2400w
3000w

IN12C/25

**Meeting
tables.**





Accessories.

Our range of desktop and screen mounted accessories have been designed to allow the individual to customise their working environment.

Monitor Arms.

Our range of desk or tool rail mounted monitor arms allow correct positioning of VDT's and liberates desk space.



DESK MOUNTED MONITOR ARM
750 x 520
M2CLF17DC
M2CLF17CP



TOOL RAIL MOUNTED MONITOR ARM
750 x 520
M2TRF17



FIXED HEIGHT TOOL RAIL MOUNTED MONITOR ARM
750 x 520
CONMATRF17



PU Desk Accessories.

The PU desk mat helps define working space in bench desking environments. It provides a fantastic writing surface and is complimented by the optional accessory set.



ORGANISING DESK MAT
750 x 520
DAM01



ORGANISING DESK MAT ACCESSORY SET
A4 paper tray/pen tray/ cup holder
DAMACC



Accessories.

Utilising a simple, elegant aluminium rail to suit; fabric, acrylic and MFC screens. Accessories can be simply hung at any point along the length of the rail.

Rails and Accessories.

Aluminium carrier rails are available in set lengths to suit desktop screens and are available in a range of contemporary EPC colours.



**FABRIC SCREEN
ACCESSORY CARRIER RAIL**
DASFCR12 1200w
DASFCR12 1400w
DASFCR12 1600w
DASFCR12 1800w
DASFCR12 2000w



PEN POT
DAPPH



PEN TRAY
DAPT



Rail Accessories.

Folded steel elements are available in a range of contemporary colours and plastic parts are white.



DESKTOP TABLET HOLDER
DATH



A4 PAPER TRAY HOLDER
DAPTHA4



A4 PAPER TRAY
DAPTA4

Desk Top Accessories.

Folded steel elements are available in a range of contemporary colours and plastic parts are white.



**SINGLE BINDER HOLDER
WITH PEN POT**
DABHPP



BINDER HOLDER
DABH



MAGNETIC WHITE BOARD
DAWBA4 A4
DAWBA3 A3

**WE DO IT ALL
FROM BEGINING
TO END.**

Watch the film at:
<http://www.youtube.com/thesenatorgroup>



Allermuir

Allermuir has established a pedigree of working with leading and breakthrough designers to develop and manufacture, in the UK, diverse programs of chairs, stools, soft seating and tables.

Products that can be easily specified to provide effective and original solutions for social and collaborative areas within both office and leisure environments more recently ranges have been added that recognise and support the needs of the ever growing nomadic workforce.

Soft Seating

100 – 125

Chairs & Stools

126 – 143

Tables

144 – 155

Screens/ Meeting Points

156 – 163



Soft Seating.

Contemporary, dramatic and inspirational.

Bison

Bison is a highly stylish and distinctive tub chair design with characterful broad shoulders and a compact footprint. For such a compact chair it provides a deceptively generous and comfortable sit, due in part to the subtle flexing of the arms, backrest and sprung seat.

The moulded foam seat and back form, both elegant and striking, are enhanced by superb upholstery detailing.



BNI
Tub chair



HLT1
Host table

Venus

Venus is a versatile, compact tub chair with a moulded foam body and sprung seat providing excellent comfort for both informal and formal meeting, conference and dining applications.

The many practical features such as sloping arms, recessed underseat area and generous backrest have all been incorporated into the design with flowing lines and a refreshing profile that enhances the visual elegance of what is otherwise a very simple, classic styled tub chair.



VSI
Tub chair



HLT1
Host table

Toga

Toga from UK renowned designer Simon Pengelly offer stylish, distinctive and compact tub chair seating perfect for a wide range of applications, including both formal and informal meeting, conference, break-out and dining areas as well as VIP type airport lounges.



TGI
Tub chair



HLT1
Host table



Soft Seating.

*Contemporary, dramatic
and inspirational.*

Conic

Conic is a refreshing, eye-catching and exciting take on various conical forms used in both contemporary and previously explored areas of soft seating over the decades.

Conic's shape and form provide excellent and inviting levels of comfort with an almost domestic appeal, complemented by a family of related low tables, for a myriad of uses and spaces.



A632
Lounge chair with integral headrest and wire base



A631
Lounge chair with wire base



A637
Four leg tub chair



A630
Tub chair with wire base



A633
Tub chair with swivel pedestal base

Conic Tables

Based on Polished Chrome wire forms, Conic's low level tables offer an almost domestic appeal whilst complementing a myriad of spaces and environments.



A636/55SS
Soft square low level table
406h x 540w x 540d

A636/6RD
Round
406h x 600dia.



A639/107S
Soft rectangular low level table
305h x 1050w x 700d

A638/9RD
Round
305h x 900dia.

A638/88SS
Soft Square
305h x 800w x 800d

Soft Seating.

*Contemporary, dramatic
and inspirational.*

Open

Open is an elegant and relatively compact, contemporary collection of soft seating, with chair and sofa sharing a formed Steel rod, base-frame aesthetic. Angular and striking, they lend a physical lightness to the appeal of the design.

The moulded seat shells and cushions with 'bull-nosed' edge profile, economic detailing and tailored upholstery, providing great comfort with precise shape, a simple yet pleasing form with the appeal of visual slenderness.



A640
Upholstered lounge chair
Pedestal base



A641
Upholstered lounge chair
with headrest, pedestal
base



A642
Upholstered lounge chair
wire frame



A643
Lounge chair with
headrest and wire frame



A643FS
Footstool with wire frame



A644
Sofa with wire frame

Open Tables

The Open collection of tables centre around a formed Steel rod base frame aesthetic, supporting a choice of tops from round to more 'super ellipses', finished in a broad range of laminates.



A645/75RD
Round, low level table
400h x 750dia.



A645/107S
Soft rectangular, low level
table
400h x 1050w x 700d



A645/77
Square
400h x 750w x 750d



A645/77S
Soft square
400h x 750w x 750d



Soft Seating.

*Contemporary, dramatic
and inspirational.*

Fifty Series

This adaptable design adds a desirable, compact, square armchair with accompanying two-seat sofa and coffee table to the collection. Fifty Series is an ideal range for numerous soft seating and meeting environments; including reception areas, coffee bars, corporate lounges and break-out spaces.

The four leg base is also available with the option of wood legs.



FIFT04
Chair with swivel base



FIFT01
Chair with 4 leg frame



FIFT02
Sofa with 4 leg frame

Lola

Lola is a seductive, curving and shapely, yet strong and dependable collection. Like two cupped hands, this charismatic upholstered range comes in the form of a two-seat sofa and chair, with dynamic four-leg tubular Steel frames and swivel chair with a simple disc pedestal base.

Providing excellent comfort Lola is suitable for reception foyers and atria, or for relaxing in corporate lounges and break-out areas.



A820
Chair with swivel base



A821
Chair with four leg frame



A822
Sofa with 4 leg frame

Lola Tables

Lola's low level collection of tables are available with bright Chrome frames and a choice of laminate tops.



A823/6RD
Round
430h x 600dia.

A823/9RD
Round
430h x 900dia.



A823/116D
D-Ended
430h x 1160/600dia.



Soft Seating.

Contemporary, dramatic and inspirational.

Tommo

Understated, contemporary and inviting, Tommo is a versatile design which is elegantly proportioned and stylish. All of the products in the collection feature slender upholstery with a twin stitch detail and a simple skid base.



A530
Club chair

A535
Lounge chair

A536
Sofa

Dandy

Dandy is literally as its name suggests, an exceptionally well turned out sofa and armchair combination with classic style, simple proportions, clean lines, great comfort and broad appeal. This is a quiet, uncomplicated, conservative yet sophisticated design with a modernist aesthetic.

Dandy is available with fully upholstered side panels or a Steel leg underframe.



A750
Chair

A751
Sofa

Obelisk

Whilst Obelisk has a formality about it on the one hand, this has then been played with and some great twists added. The essentially rectangular forms that make up the body of this piece have striking angular facets, while the whole thing has a pronounced tilt and is slightly elevated on broad, sturdy formed Steel legs. The generous size, method of construction and excellent ergonomics provide superb comfort and personal space in both the chair and sofa.



A610
Chair

A611
Sofa



Soft Seating.

Contemporary, dramatic and inspirational.

Octo

This elegant low back design incorporates sofas, chaises, armchair and complementary deep edge coffee tables. Octo as single pieces or a modular system fulfils the visual, functional and comfort needs of both corporate and leisure reception environments as well as lounges, hotel foyers, retail interiors and soft meeting use.



OCT01
Armchair



OCT02
Two seat sofa

Stirling

Stirling's presence is emphasised by the robust yet elegant floating leg frame. Stirling provides an inviting sit with excellent ergonomics comprising of an armchair, two-seat sofa, three-seat sofa, ottomans of various sizes and a range of complementary tables.

This seating family will suit a wide range of reception spaces, lounge and break-out areas across leisure, hotel, retail and office environments.

Stirling can be selected with a full narrow arm or a lower width arm.

Tables are available with a choice of deep edge laminate or glass tops.



SL01
Chair with narrow arms



SL02
Two seat sofa with narrow arms



SLB01
Single seat bench



SLB02
Two seater bench



SLT02G
Rectangular table
400h x 1200w x 750d

SLT03G
Rectangular table
400h x 1500w x 750d

SLT01G
Square table
400h x 750w x 750d



Soft Seating.

*Contemporary, dramatic
and inspirational.*

Haven

Designed by Mark Gabbertas. Haven redefines the modular upholstery system with sofas, stools, tables and screens. The high back of the sofa provides excellent personal privacy; a haven, within a busy world. A place for personal contemplation or interaction amongst a team. The supporting elements give you a complete working solution.

The Haven system is a vast range of complementary elements that can be specified to fulfil a variety of applications.

Haven is available in a narrow selection of fabrics due to the demanding nature of its upholstery and scale.



HA102
Single seat armchair



HA202
Two-seat sofa



HA102HR
Single seat armchair with headrest



HA202HR
Two seat sofa with headrest

Haven Bench

Designed by Mark Gabbertas as a continuation of the Haven system, Haven Benches share the same design language and philosophy of collaboration. The benches are available in three lengths and can be used individually or linked. The vertical elements, bulwarks, are either attached to the bench to act as a backrest or perch or can be linked to the end of the bench as a perch or to act as a spacial divider. Three linking modules are also offered to complete the possibilities that the Haven Bench provides.



HAB200
1500mm bench
No connectors



HABB200W
1500mm bulwark with 90°
bench adapter attached



HAB2WC90
90° 2 way corner unit



HAB200B
1500mm bench with
bulwark
No connectors



HAB3WC60
60° 3 way corner unit

HAB2WC45
45° 2 way corner unit



Soft Seating.

*Contemporary, dramatic
and inspirational.*

Haven

Haven redefines the modular upholstery system with sofas, stools, tables and screens. The high back of the sofa provides excellent personal privacy, a haven, within a busy world. A place for personal contemplation or interaction amongst a team. The supporting elements give you a complete working solution.



HAS040L
Static low stool



HAS040LC
Mobile low stool



HAO104
Upholstered rectangular ottoman 780mm wide

Haven Tables

Haven tables are a stunning complement to the upholstery system and have been developed to further enhance the solutions achievable with this system. The tables feature a square conical pedestal finished in Oak veneer, with tops in Black glass or White Solid Core laminate. All the tables bar the side tables, can be specified with a built-in power module.

Haven screens are designed to work with the system or as an elegant standalone space divider in a Grey 3D knit.



HAT6H
Square Poser table
1020h x 600w x 600d



HAT6DG
Square Dining table
740h x 600w x 600d



HAT6L
Square Coffee table
420h x 600w x 600d



HATT
Tray top table
430h



HATTC
Tray top table with castors
470h



HALT1
Laptop table
600h



HASC3LH
Screen
1612 corner



Soft Seating.

*Contemporary, dramatic
and inspirational.*

Pause

Pause is a mature and sophisticated version of the ubiquitous modular reception and break-out space seating system. The comfort of the core modules has been carefully balanced to provide a bench style sit, but with just the right degree of softness, along with a supportive backrest.

The system comprises; benches, seat modules, stools, tables and screens with common aesthetics and frame architecture.



PSM100
Single seat module



PSM103RH
Single seat module,
corner back



PSM102
Single seat, full back



PSM103LH
Single seat module, corner
back, left hand



PSM200
Two-seater module



PSM201LH
Two seat module, full
back, left hand



PSM202
Two-seat module,
two full backs



PSM204
Two seat module, two corner
backs



PSM206(RH)
Two seat module, full and
corner back, right hand



Soft Seating.

*Contemporary, dramatic
and inspirational.*

Pause

Pause is a mature and sophisticated version of the ubiquitous modular reception and break-out space seating system. The comfort of the core modules has been carefully balanced to provide a bench style sit, but with just the right degree of softness, along with a supportive backrest.

The system comprises; benches, seat modules, stools, tables and screens with common aesthetics and frame architecture.



PSB154L
Low bench
480h x 1500w



PSB154H
High bench
720h x 2100w



PSS042H
Static high stool
780h x 420w x 420d



PSB214L
Low bench
480h x 2100w



PSB214H
High bench
480h x 2100w



PSS042L
Mobile low stool
480h x 420w x 420d



PSP075L
Low-power module
450h x 250w x 750d



PSP075H
High-power module
600h x 250w x 750d



PSSC1
Pause screen
1660h x 900w x 400d

Pause Tables

Pause tables have been carefully balanced to provide both high and low resting points which can work with a variety of products, meeting a multitude of needs.



PST156
Rectangular coffee table
325h x 1500w x 600d



PST167L
Rectangular dining table
740h x 1600w x 750d



PST165H
Rectangular high table
1050h x 1600w x 500d



PST075
Square coffee table
325h x 750w x 750d



PST227L
Rectangular dining table
740h x 2200w x 750d



PST225H
Rectangular high table
1050h x 2200w x 500d



Soft Seating.

Contemporary, dramatic and inspirational.

Freeflow

Freeflow, with its organic and curving features and distinctive bull-nosed upholstery styling is a unique, striking and distinctive bench system offering a contrast to more formal modular bench systems.

Freeflow offers straight benches in addition to curved models, all of which have optional backrests.



FF01
Straight bench



FF01B
Straight bench with backrest



FF02
Curved bench



FF02BEX
Curved bench with backrest. External curve

FF02BIN
Curved bench with backrest. Internal curve

Freeflow Tables

Designed to complement the Freeflow bench system, Freeflow tables further enhance the possible configurations by providing linking and intermediary tables. They feature a solid Hemlock FSC timbertop, finished in a White wash effect and a wire frame that suits with other Allermuir product families.



FFTSQ
Rectangular table
385h x 500w x 735d



FFT60
60° corner table
385h x 60°w x 735d

FFT90
90° large corner table
385h x 90°w x 735d



FFTOV
Oval table
385h x 1500w x 735d



Soft Seating.

*Contemporary, dramatic
and inspirational.*

Pebble

Pebble is a superb seating option for a multitude of informal meeting spaces or corporate break-out areas where people may come together for only a brief period to chat, to have a drink or just rest awhile. This comfortable design allows for user interactivity as it can be nested together with other Pebbles arranged in a scatter format, or even used individually as a stand alone piece.



A620
Pebble



A621
Pebble scalloped



A622
Pebble table

Jaks

Jaks works equally alone, or in groups with its fun shapes interlocked and configured into exciting playful, tessellated patterns due to its distinctive, graphic 'cross' shape. It's a simple form and construction that economically provides seating for up to four people. Jaks facilitates meeting and greeting in informal spaces, or a comfortable seat for those who just want to take a break whilst also having somewhere to just perch their laptop for a while.



JA1
Bench



JA2
Stool



JA3T
Table



Soft Seating.

*Contemporary, dramatic
and inspirational.*

Tsunami

Tsunami is a fresh, unique and stunning design of distinctive character, proportions and presence. The modular format of the chair and table plus bench units, work well in large atrium areas where Tsunami can form a very powerful focal point and centrepiece, being equally attractive from all angles.



A840
Single seat unit



A841
Double bench unit



A842
Double bench unit

Wave

This stunning design was the winning entry in a Danish competition, which sought furniture designs that expressed the use of formed laminated ply construction in beautiful and innovative ways suitable for mass production. Wave is elegant, poetic, quiet and wellbalanced and can be used in any building context.



A440
Three seat bench



A450/44
Square glass table, low level
455h x 480w x 480d

A451/104
Rectangular glass table, low level
320h x 1000w x 480d



Chairs & Stools.

Suitable for a wide range of applications.

Standards

Chairs & Stools conforms to, and where applicable, is certified to the following standards—
 BSEN13761:2002
 BSEN15373:2007
 BS14703:2007

Confer

Confer is a stylish and contemporary conference and banquet seating product that will suit a wide range of venues and uses across corporate, education, retail dining, and hospitality markets; in particular it is designed for modern conference and training suites.

The design calls for highly tooled injection moulded components that take conference and banquet seating to a new level in terms of style, function and comfort.

The competence of this range is further enhanced by the inclusion of optional; linking, seat and row numbering, writing tablet, underseat storage and a transport trolley. The Plastic components on Confer are available in Soft White or Black.



CF1
Medium back sidechair with white outer shell



CF1A
Medium back armchair with white outer shell



CF1
Medium back sidechair with black outer shell



CF1A
Medium back armchair with black outer shell



CF2
Side chair with high back



CF2A
Armchair with high back



Chairs & Stools.

Suitable for a wide range of applications.

Standards

Chairs & Stools conforms to, and where applicable, is certified to the following standards—

BSEN13761:2002

BSEN15373:2007

Soul

Designed by PearsonLloyd, Soul is a unique and ambitious development and a design for the 21st Century, that fully embraces technological advances made since the archetypal origins of the now humble tubular Steel cantilever chair of eighty years ago.

Sophisticated ergonomic analysis was built on the growing premise that controlled movement is vital for comfort. Soul utilises this fact to its advantage; by delivering progressive flex throughout the design.

The Plastic seat frame is available in White or Dark Grey with complementary Plastic back. The White seat frame is also available with a choice of coloured seat infills. In addition there is a choice of Plastic back colours.



A780
Chair (plastic seat and back) Non-stacking



A781
Chair (upholstered seat and back) Non-stacking



A783
Stacking chair (plastic seat and back)



A784
Stacking chair (upholstered seat and back)



Chairs & Stools.

Suitable for a wide range of applications.

Standards

Chairs & Stools conforms to, and where applicable, is certified to the following standards—
 BSEN13761:2002
 BSEN15373:2007

Aura

Aura is a superb die cast Aluminium framed chair with distinctive character, proportions and presence, available in either injection moulded Plastic seat and back or upholstered.

The Aluminium frame and optional arm are available in a Silver EPPC or Polished. The Plastic seat and back are available in a wide range of colours including; Black, Royal Blue, Orange, Cream, Ice Blue or Olive. Linking and a soft touch armpad can also be specified.



A760
Sidechair, plastic seat and back



A761
Armchair, plastic seat and back



A762
Sidechair, upholstered seat and plastic back



A763
Armchair, upholstered seat and plastic back



A764
Sidechair, upholstered seat and back



A765
Armchair, upholstered seat and back



Chairs & Stools.

Suitable for a wide range of applications.

Casper

Casper is a stylish and contemporary café, dining Plastic monoshell chair and stool design, for all manner of catering and hospitality environments in both the corporate and leisure markets, as well as being ideal for modern meeting applications.

The distinctive angular faceted upper backrest blends down into the curvaceous seat in a unique way while the equally distinctive slot in the lower back, relieves the volume of the chair aesthetically. Casper provides a relaxing, supportive, comfortable sit with both flex and support in equal measure.

Casper shells are available in White, Red, Green, Blue, Black, Yellow and Cappuccino. The skid base version can be stacked up to 25 high (not upholstered) on a mobile storage trolley. There are also writing tablet and linking options for the skid base versions available.



CS1
Skid frame sidechair,
plastic shell



CS1A
Skid frame armchair,
plastic shell



CS2
4 leg sidechair,
plastic shell



CS2A
4 leg armchair,
plastic shell



CS3
Skid frame sidechair,
upholstered seat



CS3A
Skid frame armchair,
upholstered seat



CS4
4 leg sidechair,
upholstered seat



CS4A
4 leg armchair,
upholstered seat



CS5BS
Stool, Plastic shell



CS6BS
Stool, upholstered seat



Chairs & Stools.

Adopting many different design styles.

Lip

Simple and elegant multi-purpose seating, Lip takes its name from the distinctively detailed top of the backrest.

The lip of the back, together with its straight back edge, provides an interesting accent when the chairs are linked or arranged in rows, but more importantly the feature provides superb comfort in the backrest.

Lip Plastic parts are available in a broad range of colours including Soft White, Dark Grey, Lime Green, Orange, Ice Blue and Cappuccino. The elegant Steel frame is finished as standard in Silver EPCC and can also be specified in Black or Polished Chrome.

Whilst the design of the back is constant in either Wood or Plastic, the seat can be either round or square, finished in Plastic, Wood or upholstered. The square seat version can also be specified with linking.



LP1
Plastic sidechair,
round seat

LP2 Square seat



LP1A
Plastic armchair,
round seat

LP2A Square seat



LP3A
Plastic full armchair



LP13
Plastic stool, round seat

LP14 Square seat



LP8
Wood sidechair, square
seat

LP7 Round seat



LP8A
Wood armchair, square
seat

LP7A Round seat



LP9A
Wood full armchair,
square seat



LP16
Wood stool, square seat

LP15 Round seat



LP11
Sidechair, wood back,
upholstered square seat

LP10 Round seat



LP11A
Armchair, wood back,
upholstered square seat

LP10A Round seat



LP12A
Full armchair, wood back,
upholstered square seat



LP20
Stool, wood back,
upholstered square seat

LP19 Round seat



Chairs & Stools.

Adopting many different design styles.

Kojak

Kojak is a striking collection with universal appeal offering comfort and contemporary style. Comprising of a slender stacking side chair and armchair along with matching high stools, also available with or without arms.

The seat shell is available in Black, Green, Red or Grey. With the legs in Silver EPPC as standard or a choice of colours suited to the seat shell.



A830
Sidechair



A831
Armchair



A832
High stool no arms



A833
High Stool with arms



Chairs & Stools.

Adopting many different design styles.

Scoop

Visually minimal, Scoop is simple, compact and clever. Clever in that each item stacks. Simple construction; tubular Steel frames and pressed ply seats with their own unique character give Scoop a freshness over and above the plethora of existing monoshell designs on the market. All seats are veneered with either a rich Alpi-Lignum design similar to Zebrano, or with a Beech veneer, which can be stained to achieve a choice of alternative shades.



A432
Sidechair



A435
Armchair



A430
Stool

Dine

Dine is a fresh and elegant take on the classic stacking monoshell chair type. Great effort has been successfully made in creating an excellent ergonomic, laminated plywood form with a soft flowing, beautifully proportioned profile, providing a comfortable sit for dining, meeting and general multi-purpose use. The Beech shell is offered clear lacquered and in a number of stain or colour finishes in side chair and armchair options. In addition a moulded upholstered seat pad can be specified.



A790
Sidechair



A790
Armchair



A790
Sidechair, upholstered seatpad



A790
Armchair, upholstered seatpad

Curve

Curve utilises 3D ply forming technology to achieve extremely curvaceous and elegant forms. It offers a high level of comfort and shape, uncompromising style and function. This stacking design has a slender Chrome wire frame that complements the elegant, balanced ply form and is offered in both side chair and armchair versions.

The shell is available in Alpi Walnut veneer or stained Beech with an upholstered moulded seat pad as an additional option.



A800
Sidechair



A801
Armchair



A802
Sidechair, upholstered seat



A803
Armchair, upholstered seat



Chairs & Stools.

Adopting many different design styles.

Kirkos

Exclusively licensed from Davis Furniture Industries Inc., for the UK, Eire and Europe. The striking, generous and elegant Kirkos stacking chair, takes its name from the Greek word, 'to encircle'; a name that emphasises the unique shape that literally encircles the occupant, providing superb comfort. There are a variety of shell finishes and upholstery options each supported by a universal four-leg tubular Steel frame. A five-star swivel frame is also available as an option.



A810
All Wood
4 leg frame



A811
Upholstered seat pad
4 leg frame



A813
Fully upholstered
4 leg frame

Fleur

Fleur is an elegant, understated contemporary and extremely comfortable dining range, comprising of a side chair, armchair and bar stool. The chairs are available with two armrest options, a generous backrest height with a distinctive lumbar shape.



FL01
Sidechair, wood back,
upholstered seat



FL01MA
Armchair, wood back,
upholstered seat



FL01WA
Armchair, upholstered seat
Wood arms



FL02
Stool, wood back,
upholstered back

Mollie

A luxurious and satisfying design, Mollie displays both classic and contemporary elements. The range comprises of a four-leg armchair and high stool and a centre pedestal armchair and high stool, both of which swivel through 360 degrees. Mollie is a versatile design that can enhance a vast array of interior styles being ideally suited to hotel and restaurant dining, bars, or corporate environments.



A580
Four leg armchair



A581
Central Pedestal armchair



A582
Centre pedestal stool



A583
Four leg stool

Chairs & Stools.

Adopting many different design styles.

Tommo

Understated, contemporary and inviting, Tommo is a versatile design which is elegantly proportioned and stylish. All of the products in the collection feature slender upholstery with a twin stitch detail and a simple skid base.



A532
Chair



A534
High stool

JoJo

The striking, elegant and curvaceous form of the JoJo stool seat has an almost Plastic characteristic due to the innovative three dimensional ply forming technology employed. The resultant organic and ergonomically friendly form provides arguably one of the most comfortable stool seat shapes possible. The seat shell is available in clear lacquered Beech as standard or in White tinted Alpi Oak or American Walnut Veneer. Two frame styles complement the seat design in the form of high and low four-leg models or alternatively the height adjustable, swivelling centre pedestal version with telescopic column.



A590
Centre Pedestal high stool



A591
Four leg high stool



A592
Low stool





Tables.

Works with individual ranges.

A46/A47/A48

A46 low level tables are designed to work universally across the range and complement the A47 and A48 ranges.

The A47 range of Dining height tables and A48 range of Poser height tables have been designed to work universally across the portfolio, giving the specifier greater freedom to mix and match table and seating designs together.

The table pedestals are finished in Silver EPPC as standard or Chrome. Table tops are available in a range of laminate and MFC.



Round

380h Low level

A46/6RD 600dia.
A46/7RD 750dia.
A46/9RD 900dia.
A46/12RD 1200dia.

Square

380h Low level

A46/66 600w x 600d
A46/77 750w x 750d
A46/99 900w x 900d

Round

740h Dining height

A47/6RD 600dia.
A47/7RD 750dia.
A47/9RD 900dia.
A47/12RD 1200dia.



Square

740h Dining height

A47/66 600w x 600d
A47/77 750w x 750d
A47/99 900w x 900d

Round

1020h High level

A48/6RD 600dia.
A48/7RD 750dia.

A573/A574/A575

The A573, A574 & A575 range of Coffee, Dining & Poser height glass top tables have been designed to work universally across the portfolio, giving the specifier greater freedom to mix and match table and seating designs together.

The table pedestals are finished in Silver EPPC as standard or Chrome. The tops are in glass with a frosted underside.



Round

360h Low level

A573/6RD 600dia.
A573/7RD 750dia.

Round

740h Dining height

A574/6RD 600dia.
A574/7RD 750dia.

Round

1020h Poser height

A575/6RD 600dia.
A575/7RD 750dia.



Tables.

Works with individual ranges.

Open Tables

The Open table collection features an elegant four-star pedestal base and slim support column and a choice of top shapes from round to 'super ellipses'.

The table base is Polished Aluminium as standard or EPPC as an option. Tops are available in a range of laminate and MFC.



Square
400h Low level
A645/77 750w x 750d



Soft Square
400h Low level
A645/77S 750w x 750d



Soft Rectangular
400h Low level
A645/107S 700w x 1050d



Round
740h Dining height
A646/75RD 750 dia.
A646/90RD 900 dia.



Square
740h Dining height
A646/77 750w x 750d
A646/99 900w x 900d



Soft Square
740h Dining height
A646/77SS 750w x 750d
A646/99SS 900w x 900d



Rectangular
740h Dining height
A647DP/157 500w x 750d
A647DP/187 1800w x 750d
A647DP/189 1800w x 900d



Soft Rectangular
740h Dining height
A647DP/157SR 1500w x 750d
A647DP/187SR 1800w x 750d
A647DP/189SR 1800w x 900d



Round
1020h High level
A649/65RD 650 dia.



Square
1020h High level
A649/66 600w x 600d



Soft Square
1020h High level
A649/66SS 600w x 600d



Tables.

Works with individual ranges.

Haven Tables

Haven tables are a stunning compliment to the upholstery system and have been developed to further enhance the solutions achievable with this system. The tables feature a square conical pedestal finished in Oak veneer.

All Haven tables bar the side table can be fitted with an inset power module. Tops are available in Black or clear glass or White Solid Core laminate.



Round
600h Side table
HAT5RDS 500dia.
HAT5RDSG 500dia.
HAT6RDS 600dia.
HAT6RDSG 600dia



Square
600h Side table
HAT6DGG 600w x 600d
HAT6SG 600w x 600d



Round
420h Coffee table
HAT7RDLG 750dia.



Square
420h Coffee table
HAT6L 600w x 600d
HAT7LG 750w x 750d



Round
740h Dining table
HAT7RDDGG 750dia.



Square
740h Dining table
HAT6DG 600w x 600d
HAT7DGG 750w x 750d



Round
1020h Poseur table
HAT6RDH 600dia.



Square
1020h Poseur table
HAT6H 600w x 600d



Tables.

Works with individual ranges.

Fifty Series Table

Designed to complement the Fifty Series seating family. Features the same swaged tubular leg detail with a choice of top finishes.



FIFT03
Circular table
290h x 750dia.

Stirling Tables

Designed to compliment the Stirling sofa range, the elegant brushed Chrome frames supporting either built down laminate tops or clear glass.



SLT01G
Square glass table
400h x 750d x 750w



SLT02G
Rectangular glass table
400h x 750d x 1200w

SLT03G
Rectangular
400h x 750d x 1500w

Wave Tables

The Wave table is constructed using a well detailed Stainless Steel frame and a diffused glass top, making it a well balanced design for any building context.



A450/44
Square glass table,
low level
455h x 480d x 480w



A451/104
Rectangular glass table,
low level
320h x 480d x 1000w



Tables.

Works with individual ranges.

Conic Tables

Based on Polished Chrome wire forms, Conic's low level tables offer an almost domestic appeal whilst complimenting a myriad of spaces and environments. Tops are available in a choice of laminate or MFC.



A636/6RD
Round low level table
406h x 600dia.



A636/55SS
Soft square low level table
406h x 540d x 540w



A638/9RD
Round low level table
305h x 900dia.



A639/107S
Soft rectangular low level
305h x 700d x 1050w

Lola Tables

Lola's low level collection of tables are available with bright Chrome frames. Tops are available in a choice of laminate or MFC.



A823/6RD
Round
430h x 600dia.

A823/9RD
Round
430h x 900dia.



A823/116D
D-Ended
430h x 1160/600dia.



Tables.

Works with individual ranges.

Haven Tables

Haven tables are a stunning compliment to the upholstery system. The tables feature a square conical pedestal finished in Oak veneer. The top is injection moulded plastic. The Haven laptop table is a stunning design that will complement many of our ranges. Featuring a Black EPPC frame and a Black glass top.



HATT
Tray top table with glides
430h



HATTC
Tray top table with castors
470h



HALTI
Laptop table
600mm high

Host

Host is a stand alone, individual table to accompany a wide range of soft seating, for use as either primarily a laptop computer support or work surface and is proportioned accordingly with a weighted stable base, elegant column and 'soft touch', lightly textured, moulded polyurethane top, which provides just enough surface friction and an elegant shape.

A convenient hand grip to the underside of the edge facilitates pulling the table up close to the user in conjunction with easy slide glides under the base plate.



HLTI
Host table
600h x 347d x 347w



Together Media Bench.

Together Media Bench

Together Media Bench has been developed to facilitate collaborative working environments using laptops, tablet PC's or smart-phones.

A freestanding unit that allows up to four people to individually take command of a screen to share information.

Through an intelligent monitor control hub users can switch control of the screen seamlessly using VGA and audio connections. Available in three heights; lounge height, desk height and stool height.

The unit is also configured as standard to allow a PC to be integrated with the unit and through USB connections attach interface devices to control the PC. All power and connectivity are accessed via a flip access unit in the top surface, monitors up to 40" can be mounted on the main panel.



TG1810L
Lounge height
655mm table height



TG1810M
Desk height
730mm table height



TG1810H
Stool height
1050mm table height



CellPod Units.

CellPod

CellPods provide an excellent alternative when creating privacy and collaboration spaces within work environments. They are designed as freestanding units and feature a structural framework with a demountable panel system so they are simple to install and reconfigure as needs change within an organisation.





CellPod Units.

CellPod Units

The pods are available in a variety of sizes and specifications, providing solutions for individuals to work in privacy and isolation through to a selection of meeting room environments supplied both with and without acoustic ceilings and doors, with appropriate lighting and ventilation options.



Cell-01
Telephone cell



Cell-02
Focus cell



Cell-03
Resource cell



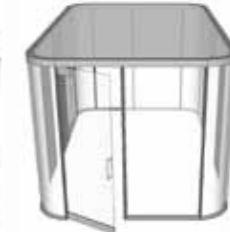
Cell-04
Small meeting cell



Cell-05
Small soft meeting cell



Cell-06
Large meeting cell



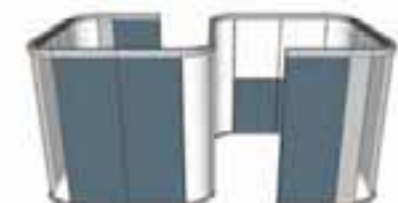
Cell-07
Large soft focus meeting cell



Cell-08
Soft enclave cell



Cell-09
Open soft shelter cell



Cell-10
Open soft 'S' cell

Cell Pod
Units.





**We don't
do carbon
offsetting.**

Watch the film at:
[http://www.youtube.com/
thesenatorgroup](http://www.youtube.com/thesenatorgroup)

torasen

Toraseen offers an extensive range of functional, cost effective office and leisure furniture.

Manufactured in the UK the company prides itself on the ability to react swiftly to tight delivery deadlines due to its program of stock control which ensures a rapid turnaround.

Task Seating

168 — 173

Multi-purpose

174 — 177

Reception

178 — 183

Desking

184 — 193

Storage

194

Task Seating. Ergonomics, choice and functionality.

Mercury

Mercury operator chairs with contoured seat and backrests plus a comprehensive suite of functional controls and options, provide comfort and support during prolonged periods of seated work.

Available with a choice of backrest heights, tilt actions and arm options Mercury can be tailored to meet your exact requirements at a very advantageous price point.



M20
Medium backrest
No arms



M20A
Medium backrest
Fixed arms



M20HA
Medium backrest
Height adjustable
arms



M60
High backrest
No arms



M60A
High backrest
Fixed arms



M60HA
High backrest
Height adjustable
arms



M20V
Visitor chair
No arms



M20VA
Visitor chair
With arms

Task Seating. Ergonomics, choice and functionality.

Opus

The Opus family of seating offers the ultimate in comfort with a strong stylish aesthetic and user friendly adjustments.

Opus is available with a choice of backrest heights, tilt actions, and arm options. Opus will provide the optimum blend of comfort style and functionality whilst delivering fantastic value.



O40
Medium backrest
No arms



O40A
Medium backrest
Fixed arms



O40HA
Medium backrest
Height adjustable
arms



O80
High backrest
No arms



O80A
High backrest
Fixed arms



O80HA
High backrest
Height adjustable
arms



O40V
Visitor chair
No arms



O40VA
Visitor chair
With arms

Task Seating. Ergonomics, choice and functionality.

Mercury Mesh

The addition of a stylish, height adjustable mesh back to our successful Mercury range gives a modern fresh aesthetic to the range. Available as a task chair and cantilever visitors chair both with a choice of arms.



M100
Task chair
No arms

M100A
Task chair
Fixed arms

M100HA
Task chair
Height adjustable arms



M100V
Visitor chair
No arms

M100VA
Visitor chair
With arms

Flash

With its contemporary, angular appearance Flash stands out from the crowd as the name eludes it might. Flash delivers great comfort and functionality with a crisp modern appearance and is available with a choice of tilt actions and arms.



FSH1
No arms

FSH1A
Fixed arms

FSH1HA
Height adjustable arms

Task Seating. Ergonomics, choice and functionality.

Orthopaedica

Orthopaedica has been designed to provide the ultimate level of postural support with sculptured seat and back cushions. The independent adjustment of seat and back angle ensure that the user can achieve the optimum seated position. Orthopaedica can be further optimised with additional options that include; seat depth adjustment, adjustable lumbar support, and a choice of arms styles.



OC97
High backrest
No arms

OC97HA
High backrest
Height adjustable arms

OC97FDA
High backrest
Fold down arms



Fold down arms
Allowing easy access
to the workstation

Mercury XL

Based upon our highly successful Mercury range with a generous seat and back cushion. Available with a choice of tilt actions and arm options Mercury can be tailored to meet your exact requirements at a very advantageous price point for such a large chair.



M60XL
High backrest
No arms

M60XLA
High backrest
Fixed arms

M60XLHA
High backrest
Height adjustable arms

Task Seating. Ergonomics, choice and functionality.

Opus Xtra

As the name suggests we have taken our hugely popular Opus range and pushed it a little further in terms of the options, scale and comfort.

The deeply contoured seat and back cushions provide excellent ergonomic comfort as does the synchronised tilt action that is fitted with a multi-position back lock. Standard features also include seat depth adjustment and adjustable lumbar support.

Opus Xtra features a standard option of a height adjustable arm as well as the option of a fold down arm that allows easy access to the workstation where arms may not be required. Both arm styles can be fitted with the option of a multi-function armpad.



OX83
Independent control
No arms

OX83HA
Independent control
Height adjustable
arms

OX83FDA
Independent control
Fold down arms



OX81
Synchronised control
No arms

OX81HA
Synchronised control
Height adjustable
arms

OX81FDA
Synchronised control
Fold down arms



Fold down arms
Allowing easy access
to the workstation

Task Seating. Ergonomics, choice and functionality.

Industrial

We recognise that not all of our seating will be used in traditional office environments so we have developed our industrial seating family that has been uncompromising strength and durability as the key drivers of its design.

There are a variety of options and styles that will allow the correct level of ergonomic support in an industrial environment and of course they are designed to tolerate typical use in such environments which are easily cleaned.



T65IND
Task chair
Round seat and back

T75IND
Task chair
Square seat and back

T90IND
High chair
Round seat and back

T100IND
High chair
Square seat and back



T40IND
Stool
Round seat

T50IND
Stool
Square seat

Multi-purpose. Suitable for a wide range of applications.

Kyos

Kyos epitomises the concept that good design does not mean a high cost. A truly universal multi-purpose seating range. Available with three frame options; four-leg, four-leg with castors and a cantilever, all of which come with or without arms. Seats and backs can be in Plastic, with the Plastic back featuring a stylish perforated design, or upholstered. Plastic components are Black as standard with Grey and White available as options.



KS2
Upholstered seat,
Plastic back. No arms



KS2A
Upholstered seat,
Plastic back. With
arms



KS3
Upholstered seat and
back. No arms



KS3A
Upholstered seat and
back. With arms



KS5A
Plastic back,
upholstered seat. With
arms and Cantilever
frame



KS6A
Upholstered seat and
back. With arms and
Cantilever frame

Multi-purpose. Suitable for a wide range of applications.

STANDARDS

Multi-purpose Seating conforms to, and where applicable, is certified to the following standards-
BSEN13761:2002
BSEN15373:2007

Contour

Elegant and simple the Contour stacking chair is the epitome of multi-purpose seating. This clean and distinctive family consists of four model options; a side chair and two, four-leg armchair styles with differing arm options. All models stack, link and have an upholstered seat pad, with the choice to have an upholstered or Plastic back.



C505
Plastic back,
upholstered seat
No arms



C505CA
Plastic back,
upholstered seat
Short arms



C505FA
Plastic back,
upholstered seat
Full arms



C515
Fully upholstered
No arms



C515CA
Fully upholstered
Short arms



C515FA
Fully upholstered
Full arms



C506
Plastic back, uphol-
stered seat. With arms,
cantilever frame



C516
Fully upholstered
With arms, cantilever
frame

Multi-purpose. Suitable for a wide range of applications.

Maximus

The Maximus range of seating is truly versatile with a broad range of accessories to meet the requirements of conference seating. The sturdy stacking Steel frame supports upholstered seat and back pads with the option of arms. The Maximus seats can also be fitted on a beam system to further enhance its appeal.



T5C
Chrome frame
No arms



T5CA
Chrome frame
With arms



T5CTWT
Chrome frame
With writing tablet

Consuelo

Designed for comfort and simplicity in mind for easy to change seating arrangements.

The range comprises of two distinct designs with solid beech frames and fully upholstered seat and backrests.



TW3
Square back
No arms



TW3A
Square back
With arms



TW9
Sculptured back
No arms



TW9A
Sculptured back
With arms

Multi-purpose. Suitable for a wide range of applications.

Volume

Volume is a cost effective high density stacking chair that provides an efficient solution in a variety of applications. The Steel frame is finished in a Silver EPPC and the seat and back are in a Black Plastic with the option of an upholstered seat and back pads. The ingenious design of the glide facilitates linking and a simple but effective transport trolley is also available.



VL1
Plastic seat and back
No arms



VL1A
Plastic seat and back
With arms



VL2
Upholstered seat
No arms



VL2A
Upholstered seat
With arms

Public Space

Versatile seating for public spaces and waiting areas. With robust tubular Steel frames finished in Black or Silver EPPC as standard or optional Polished Chrome. Seat and backrest are fully upholstered and the optional arms feature a PU arm pad.



A900
High backrest
No arms



A901
High backrest
Full arms

Leisure

This stylish range of chairs and complementary tables have been designed for dining and light meeting environments.

The chairs are available in three distinct designs that feature clear lacquered formed plywood shells and Polished Chrome frames.



Tia TL101
Chrome frame
Stacks 4 high



Zee TL303
Chrome frame
Stacks 4 high



Chi TL404
Chrome frame
Stacks 4 high

Reception. Highly functional.

Public Space Beam

These beam units are designed for reception and waiting spaces in high traffic public areas. The robust Steel construction supports fully upholstered seat and backrests and tables. There are a myriad of configurations of two, three and four unit beams that are available with external or intermediate arms. The Steel elements are in Silver EPPC and a floor fixing system is also available as an option.

This Public Space system offers functional simplicity along with superb comfort and durability.



A180-ASSA
Two seat beam
Full arms



A180-ASSSA
Three seat beam
Full arms



A180-ASSSSA
Four seat beam
Full arms



A64
High backrest
No arms

A65
High backrest
Short arms

A228
High backrest
Full arms

Reception. Highly functional.

Domino

Generously upholstered reception seating with solid Beech frames and complementary coffee tables.

Designed with comfort and simplicity in mind for easy to change seating arrangements.



TW6
Single seater
No arms



TW6A
Single seater
With arms

Stella

This range of reception seating is particularly suitable for student and heavy traffic areas, with its tubular Steel frames and durable upholstery. Square and rectangular coffee tables complement the range.



TM6
Single seater
No arms



TM6A
Single seater
With arms

Academy

Academy is a slimline yet robust range of reception or lounge seating designed primarily for heavy traffic areas such as student lounges or staffrooms. Academy is available with or without arms, matching square and rectangular coffee tables complete the range.



A30
Single seater
No arms



A3A
Single seater
With arms

Reception. Highly functional.

Concha

The Concha tub chair is offered in a contoured shell shaped upholstery which combines elegance with comfort.



CH1
Fully upholstered
Armchair

Et'Cetera

The Et'Cetera reception lounge seating collection has deep cushions for extra comfort. Units are easily arranged to suit any area.



T1000
Single seater
No arms



T1010
Corner unit
Coffee table

Tapir

Tapir's combination of very deep and slimline upholstery brings a new look into the area of reception seating. Its curvaceous form and resilience of the backrest further enhance its comfort, whilst its space saving dimensions highlight its adaptability within a variety of environments.



V1200
Fully upholstered,
single seater. No arms



QT3M
Square coffee table,
MFC
400h x 600w x 600d



QT4M
Rectangular coffee
table, MFC
400h x 1200w x 600d

QT3V
Square, Veneer
400h x 600w x 600d

QT4V
Rectangular, Veneer
400h x 1200w x 600d

Reception. Highly functional.

Earl

Simple and deliberately understated styling is the hallmark of the Earl seating group. The carefully considered upholstery piece delivers the perfect solution for reception environments.



ERL1
Single seater



ERL2
Two seater



Square Table
600h
ERL5
ERL6



Rectangular Table
750h
ERL7
1000w

Reception. Highly functional.

Elect

The simple crisp styling of the high back Elect sofa group has been developed to respond to the growing demand for this type of seating in the workplace. Available as a single and two seat unit with complimentary tables it is sure to find a multitude of applications.



EL1
Single seater
Highback



EL2
Two seater
Highback

Loiter

A compact range of modular bench seating and tables designed to provide a simple effective solution for waiting and reception areas, as the name suggests.



LR1B
Single seater
With back



LR2B
Two seater
With back



LR1
Single seater
No back



LR2
Two seater
No back

Reception. Highly functional.

Brick

This up to the minute, stylish upholstered chair is specifically designed to fulfil both the aesthetic and functional requirements of the contemporary reception space.



High Brick unit
810h
BR2B 600x200
BR3B 1000x200
BR4B 1200x200
BR5B 1800x200



Long Brick unit
465h
BR3 1000x400
BR4 1200x400
BR5 1800x400



Brick Cube
465h
BR1 400x400



Short Brick unit
465h
BR2 600x400



Curved Brick unit
465h
BRQ1 90° x400



Square Table
600h
ERL5 600w
ERL6 750w



Rectangular Table
750h
ERL7 1000w

Freeway.

A working solution for the modern office.

Standards

Freeway conforms to, and where applicable, is certified to the following standards-

BSEN527 Part 1, 2011	Office furniture desk and work table dimensions
BSEN527 Part 2, 2002	Office furniture desk and work table mechanical safety requirements
BSEN527-3, 2003	Specification for performance requirements and tests for office furniture, desks and tables
BS6396, 2008	Electrical systems in office furniture and screens
BSEN ISO9241-5, 1999	Ergonomics of design and use of visual display terminals (VDT's) in offices



Freeway.

A working solution for the modern office.

This versatile range gives a strong clean image in a crisp design which delivers intelligent results. Freeway is a true benching system offering flexibility with no interruption of linear space.

The product provides an elegant solution to some of today's working environment requirements.

Suitable for a multitude of applications and working environments, Freeway provides the opportunity to accommodate task workers adjacent to each other, without desk by desk interference. The structural strength of this system supports the high capacity cable management which can withstand the demands of a flexible workspace.

Various levels of desk screen can be accommodated within the system to support necessary technology and accessories.

Freeway bench desking offers a simple yet practical working solution for the modern, everyday office.



2 person bench back to back
800d x 730h

FBB212	1200w
FBB214	1400w
FBB216	1600w
FBB218	1800w



2 person bench side by side
800 x 730h

FSS212	1200w
FSS214	1400w
FSS216	1600w
FSS218	1800w



4 person bench back to back
800d x 730h

FBB412	1200w
FBB414	1400w
FBB416	1600w
FBB418	1800w

6 person bench back to back
800d x 730h

FBB612	1200w
FBB614	1400w
FBB616	1600w
FBB618	1800w



Fabric Screen
400h

FBSF12	1200w
FBSF14	1400w
FBSF16	1600w
FBSF18	1800w



Fabric Screen with rail
400h

FB3BTF12	1200w
FB3BTF14	1400w
FB3BTF16	1600w
FB3BTF18	1800w



Mobile Pedestal
Tall Steel Mobile

METMP	565h
-------	------



Tall Mobile Pedestal
Tall Mobile

CONMP	631h
Heavy Duty MP	631h



Aspen Cantilever. Specification & Standards.

Standards

Aspen conforms to, and where applicable, is certified to the following standards-

BSEN527 Part 1, 2011	Office furniture desk and work table dimensions
BSEN527 Part 2, 2002	Office furniture desk and work table mechanical safety requirements
BSEN527 Part 3, 2003	Office furniture desk and work table methods to test for the determination of strength and stability
BS6396, 2008	Electrical systems in office furniture and screens
BSEN9241 Part 5, 1999	Ergonomics of design and use of visual display terminals (VDT's) in offices



Aspen Cantilever. Product breakdown.

Aspen

Aspen offers a range of straightforward shapes and sizes to suit today's dynamic office environment, incorporating fly-over tops with wire management portholes and complementary storage pedestals; fully locking drawers are only available on CONMP/CONDH6/CONDH8.

Aspen desking is a highly flexible system of desking allowing various configurations to adapt to any working environment.

Single wave workstations offer the user enhanced workspace to the left or right hand side, whilst double wave workstations offer the added advantage of enhanced space on both the left and right hand side of the workstation.

Any configuration can benefit from screens to create a more personal working space, adding the ideal partitioning solution and mobile pedestal to give flexible, efficient storage solutions.

Standard Features

Silver frame



Rectangular

800d x 730h

AS8
AS10
AS12
AS14
AS16
AS18

800w
1000w
1200w
1400w
1600w
1800w

Single Wave

1000/800d x 730h

ASSW12
ASSW14
ASSW16
ASSW18

1200w
1400w
1600w
1800w

Slimline Single Wave

800/600d x 730h

ASNW12
ASNW14
ASNW16
ASNW18

1200w
1400w
1600w
1800w

Radial

1170d x 730h

ASRS14
ASRS16
ASRS18

1400w
1600w
1800w



Rectangular Screen

400h

S80
S100
S120
S140
S160
S180

800w
1000w
1200w
1400w
1600w
1800w

Wave Screen

400/230h

WV120
WV140
WV160
WV180

1200w
1400w
1600w
1800w



Mobile Pedestals

430w x 575d

ASMP2
ASMP3
CONMP

565h
565h
631h

Desk High Pedestals

430w x 600d

ASDH6
CONDH6

730h
730h

Desk High Pedestal

430w x 800d

CONDH8

730h

Aspen Panel End. Specification & Standards.

Standards

Aspen Panel End conforms to, and where applicable, is certified to the following standards—	
BSEN527 Part 1, 2011	Office furniture desk and work table dimensions
BSEN527 Part 2, 2002	Office furniture desk and work table mechanical safety requirements
BSEN527 Part 3, 2003	Office furniture desk and work table methods to test for the determination of strength and stability
BS6396, 2008	Electrical systems in office furniture and screens
BSEN9241 Part 5, 1999	Ergonomics of design and use of visual display terminals (VDT's) in offices



Aspen Panel End. Product breakdown.

Aspen

For a more solid traditional aesthetic, Panel End workstations are the perfect solution. Aspen Panel End offers a style beyond the standard Aspen design. The range helps to lift any office environment with its own warm welcoming look.

The Aspen Panel End range offers accessories including meeting tables and storage solutions.

All desks have portholes for the management of wires and cables and can accept fitted, mobile and desk high pedestals; fully locking drawers are only available on CONMP/CONDH6/CONDH8.

The range of desking is a highly flexible system allowing various configurations to adapt to any working environment.

Aspen Panel End desking is a highly flexible system of desking allowing various configurations to adapt to any working environment.

Standard Features

MFC panel ends



Rectangular 800d x 730h		Single Wave 1000/800d x 730h		Double Wave 1000d x 730h		Radial 1170d x 730h	
ASP8	800w	ASPSW12	1200w	ASPDW16	1600w	ASPRS14	1400w
ASP10	1000w	ASPSW14	1400w			ASPRS16	1600w
ASP12	1200w	ASPSW16	1600w			ASPRS18	1800w
ASP14	1400w	ASPSW18	1800w				
ASP16	1600w						
ASP18	1800w						



Rectangular Screen 400h		Wave Screen 400/230h	
S80	800w	WV120	1200w
S100	1000w	WV140	1400w
S120	1200w	WV160	1600w
S140	1400w	WV180	1800w
S160	1600w		
S180	1800w		



Mobile Pedestals 430w x 575d		Desk High Pedestals 430w x 600d		Desk High Pedestal 430w x 800d	
ASMP2	565h	ASDH6	730h	CONDH8	730h
ASMP3	565h	CONDH6	730h		
CONMP	631h				

Ten. Specification & Standards.

Standards

Ten conforms to, and where applicable, is certified to the following standards-

BSEN527 Part 1, 2011	Office furniture desk and work table dimensions
BSEN527 Part 2, 2002	Office furniture desk and work table mechanical safety requirements
BSEN527 Part 3, 2003	Office furniture desk and work table methods to test for the determination of strength and stability
BS6396, 2008	Electrical systems in office furniture and screens
BSEN9241 Part 5, 1999	Ergonomics of design and use of visual display terminals (VDT's) in offices



Ten. Product Breakdown.

Ten

Ten is based on a system of telescopic beams for both the primary and return work surfaces. This provides an infinite range of footprints to cater for all office needs.

With the additional ability to share legs and minimise componentry, Ten is a very economical solution. All drawers are fully locking.

Installation is very straightforward, as is reconfiguration, should it be required. Power blocks can be fitted within the beam itself, or outside the beam supported by power mounted plates.

The Ten range has a feeling of solidity and is designed to function in the most demanding office environment.

Standard Features

Silver frames and legs



Rectangular

800d x 730h
BD8
BD10
BD12
BD14
BD16
BD18

800w
1000w
1200w
1400w
1600w
1800w

Single Wave

1000/800d x 730h
BWV12
BWV14
BWV16
BWV18

1200w
1400w
1600w
1800w

Double Wave

1000d x 730h
BDWV16

1600w

Radial

1170d x 730h
B1212
B1412
B1612
B1812

1200w
1400w
1600w
1800w



Rectangular Screen

400h
S80
S100
S120
S140
S160
S180

800w
1000w
1200w
1400w
1600w
1800w

Wave Screen

400/230h
WV120
WV140
WV160
WV180

1200w
1400w
1600w
1800w



Mobile Pedestals

575d
MP
CONMP

395w x 580h
430w x 631h

Desk High Pedestals

430w x 600d
DH6
CONDH6

730h
730h

Desk High Pedestal

430w x 800d
DH8
CONDH8

730h
730h

Storage. Product breakdown.

Storage

Despite the universal adoption of the PC, iPads and cloud-computing, the contemporary office still requires significant storage space, for at least another generation.



Low Tambour Unit
1000w x 525d x 730h
ASST7
No shelf included



Medium Tambour Unit
1000w x 525d x 1600h
ASST16
Includes one shelf



Tall Tambour Unit
1000w x 525d x 2000h
ASST20
Includes one shelf



Low Double Door Unit
1000w x 525d x 730h
ASDR7
No shelf included



Medium Double Door Unit
1000w x 525d x 1600h
ASDR16
Includes one shelf



Tall Double Door Unit
1000w x 525d x 2000h
ASDR20
Includes one shelf

Internals

For use in Double Door Units

Cupboard Shelf - 25mm
440d - fits Double Door Units
ASWSHF

Steel Shelf
450d - fits Double Door Units
ASSSHF10

Lateral Filing Frame
Fits Double Door Units
ASLFR10

Pull-out Filing Frame
Not to be used over waist height Fits double door units
ASPOFR10

For use in Side Tambour Units

Cupboard Shelf - 25mm
440d - fits Tambour Units
ASWSHF8

Slotted Steel Shelf
Fits tambour units
ASSSHF8

Lateral Filing Frame
1000d - fits Tambour Units
ASLFR8

Pull-out Filing Frame
Silver
ASPOFR8

Dividers
Pack of 5 for slotted Steel shelf
LSLHFDIV

Storage. Product breakdown.

Storage

Torasen's blend of attractive, cost-effective storage solutions help to create a stimulating work environment in which traditional filing can still be done.



Low Bookcase Unit
1000w x 425d x 870h
ASBC8
Includes one shelf



Medium Bookcase Unit
1000w x 425d x 1600h
ASSU16
Includes three shelves



Tall Bookcase Unit
1000w x 425d x 2000h
ASSU20
Includes four shelves



Desktop Storage Box
440w x 800d x 400h
PCT8
Does not include base pedestal



2 Drawer Filing Cabinet
474w x 600d x 730h
2DFC



4 Drawer Filing Cabinet
474w x 600d x 1350h
4DFC



Corner Open Unit
800w x 800d x 730h
CS8



Corner Tambour Unit
800w x 800d x 730h
CST8



Bookcase Configuration
1000w
ASDR7 525d x 730h
ASBC8 425d x 870h
Includes two shelves




Pedestal Top Storage
440w x 800d x 400h
PCT8



Side Filers
1000w x 500d x 730h
SF10

Watch the film at:
[http://www.youtube.com/
thesenatorgroup](http://www.youtube.com/thesenatorgroup)

BUT 

Huboffice

working for you...

Hub Office Ltd
The Horseshoes
Eastwell Court
Lenacre Street
Ashford
Kent
TN25 4JT
T 01233 427227
E info@huboffice.co.uk

www.huboffice.co.uk